

Herman Rechberger

Fipolhungfraitelus

A musical journey

Songs and dances for touristes

1993



Music Finland

Copyright © by the Composer

All rights reserved. This may be copied by any means of the composer



Herman Rechberger



FIPOLHUNGFRATELUS

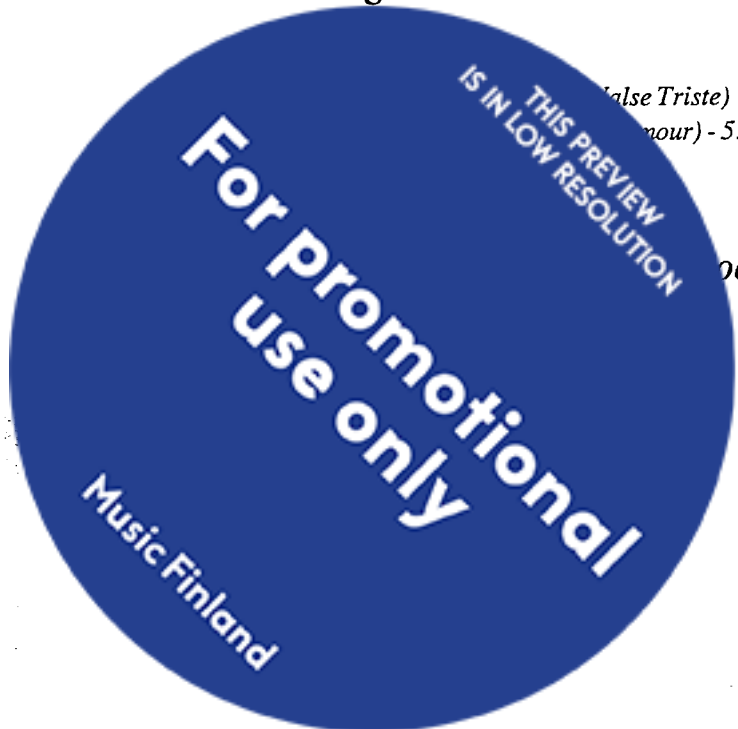


SONGS AND DANCES FOR TOURISTES

3-4 Singers and 3 instrumentalists

1. *Malaise Triste* - 2. *POLONIA FORTE* (Mazurka) - 3. *EQUITES PANNONIÆ* (Ungarescha)
4. *Amour* - 5. *NON LIQUET* (Serenata) - 6. *CANTICUM INSULÆ* (Nisiotikos)

DOOR KNIGHTS



QUO VADIS FINLANDIA (Wither goest thou Finland?) - Valse triste - 3 actors and 3 possibly non conventional instruments - duration: ca 3'40". For accessories see score

POLONIA FORTE (Strong polish) - Mazurka - 2 dancing countertenors, 1 dancing baritone, 1 dancing bass and slightly-out-of-tune-piano (synthesizer simulation) - accessories: heavy boots or wooden shoes - duration: ca 1'50"

EQUITES PANNONLÆ (Hungarian knights) - Ungarescha - countertenor, baritone, bass, hurdy gurdy - accessories: 3 long whips - duration: ca 3'28"

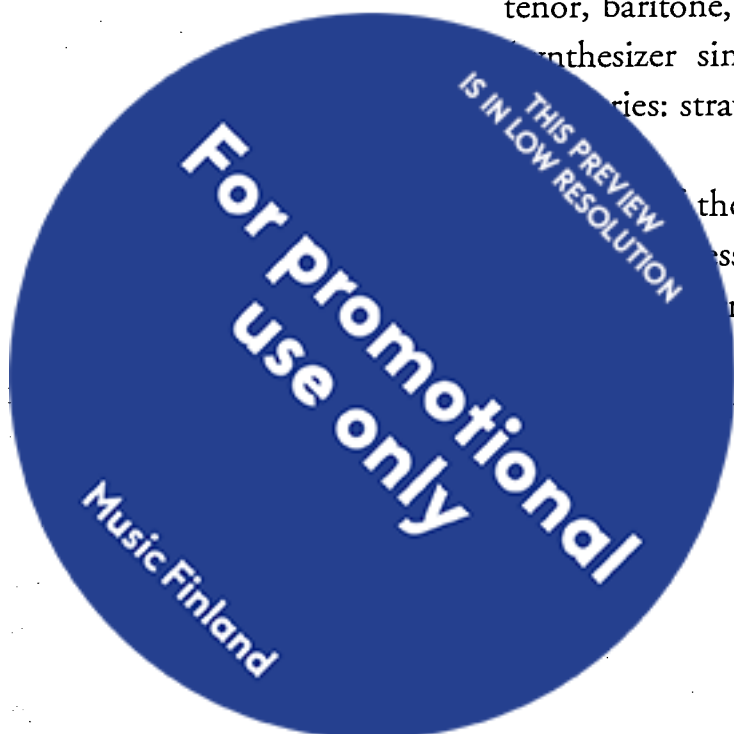
AMORIS GALLICAE (From France with love) - Grande Nocturne - 2 countertenors, tenorbaritone, bass, guitar, lute and celesta (synthesizer simulation) - accessories: long white or glamour gala gloves - duration: ca 5'

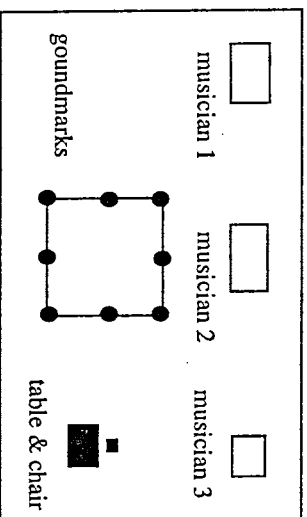
NON LIQUET (...not too smooth) - Serenata - countertenor, baritone, bass guitar and watersounds (pre-recorded or from synthesizer) - accessories: 2 paddles and optional taperecorder - duration: ca 3'

CANTICUM INSULÆ (Song of the Island) - Nisiotikos - countertenor, tenor playing tambourine, dancing bass, optional hand drums or darabukka, 2 string instruments with ability to play within the compass of the texture (suggestions: small lute, buzuki, baghlama, renaissance guitar, mandolin, dulcimer), piano or harp (synthesizer simulation). accessories: 1 greek theatre mask - duration: ca 4'40"

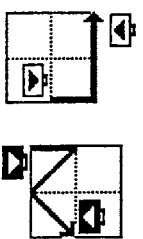
TERRA NOVA (The poor's Blues) - Blues - 2 countertenors, tenor, baritone, bass, 5-string banjo, guitar and honky-tonk piano (synthesizer simulation) - performed sitting on the ground - accessories: strawhats for all performers - duration: ca 3'

The entire work may be performed independently. Accessories should always be included in performance. Performance of the entire FIPOLHUNGFRATELUS should be carefully planned. No intermissions between acts. Duration: ca 25'

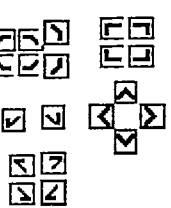




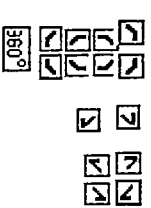
SIGNS FOR PERFORMANCE:



Unit's diagram with initial and final position and indications where the suitcase has to be lifted and descended.



90° turns



45° turns



passing over the walking stick to first actor

passing over the walking stick to second actor



lift, descend suitcase



stop in position



snap fingers



produce short vocal sound of any pitch, colour or intensity

VAINSE TRISTE QUO VANDIS? FINLANDIA

THE ACTORS: Actor one is dressed normally, only he wears a different kind of shoe on each foot (eg. boot & wooden shoe). Actor two is dressed normally, only he wears a worn out sandale on one foot the other foot is bare. On his head a furcap. In the beginning he has a walking stick which he passes over to the other actor as indicated in the score. Actor three is dressed like an old woman: an apron made from a finnish flag, the European flag as a kerchief. He carries a large shopping bag.

ACTION: The two first actors move along the groundmarkings as indicated in the score. The tempo of the steps (always two from mark to mark) is about MM.60 and the rhythm is kept synchronous by the second musician. The stoppings, turnings, lifting and descending of the small suitcases, passing over the walking stick (which can be integrated and contrast to the rhythm of the steps), spontaneous producing of a vocal sound, fingersnapping falls always together with the third beat of the action. A diagram of the entire unit is always indicated at the beginning of each unit. A unit is always concluded with a turn into the next unit's initial position. Actor three acts in front and around the table.

THE MUSICIANS: Each musician has two toy instruments or stringed instruments (Kantele, Cither, Lute, Guitar) out of tune. Musician two plays (improvises) in a slow valse tempo throughout the entire piece. The other two musicians play either fills or accentuate the first second or third beat with quasi chords or small motives. The music has to be at such a level that the recited texts of actor three will be heard clearly.

ACCESSORIES: Bearbottle, glass, walking stick, two different coloured small suitcases, apron (flag), kerchief (flag) a large shopping bag, a newspaper with international reputation (Le Monde, New York Times, Frankfurter Allgemeine, La S...

TRANSLATIONS:

PESTINA LENTE! - Hurry slowly

HIC SUNT SPES PATRIAE. POCULA TRIA TIBI - Those are the hope of the f...

HUMULUS ANIMA CERVICIAE - hop is the soul of the beer.

LABOR IMPROBUS OMNIA VINCI! - assiduous work wins everything

HINC TOTAM LICET AESTIMARE EUROPAM - From here one can ad...

*FENNIS MIRA FERTAS. FOEDA PAUPERIAS: NON ARMA, NON EQU
CUBILE HUMUS. IDEMQUE VENATUS VIROS PARTER AC FEMINA
PETUNT. SECURI ADVERSUS HOMINES. SECURI ADVERSUS DEOS
QUIDEM OPUS ESSET* - The Finns are remarkably wild and poor. They
vegetables, dress themselves in leather and sleep on the bare ground. Men
follow their husbands everywhere and ask for half of the quarry. They do not
come to a level which almost arouses envy: They do not even expect a better...



read loud: FENNIS MIRA FERTAS, FOEDA PAUPERTAS; NON ARMA, NON PENATES; VICTUI HERBA, VESTTUI PELLE, CUBILE HUMUS. IDEMQVE VENATUS VIROS
 PARITER AC FEMINAS ALIT; PASSIM ENIM COMITANTUR PARTEMQUE PRAEDAE PETUNT. SECURI ADVERSUS HOMINES, SECURI ADVERSUS DEOS REM DIFFICILLIMAM
 ASSECUTI SUNT, UT ILLIS NE VOTO QUIDEM OPUS ESSET

Fade out music

repeat until end: SECURI ADVERSUS HOMINES, SECURI ADVERSUS DEOS REM DIFFICILLIMAM ASSECUTI SUNT, UT ILLIS NE VOTO QUID

take off kerchief



Hand positions and movements for the first system, indicated by square diagrams and arrows. The diagrams show the placement of the left and right hands on the table and their subsequent movements.

stand with your arms crossed, both hands on shoulder, back to the audience, move fingers.

FESTINA LENTE!

turn around, face to the audience, take money out of your pocket, count hectically and put it back into pocket.

point at the others and shout aloud: HIC SUNT SPES PATRIAE. POCULA TRIA

run to the table with very small steps, take a sip from the glass on the table, put glass back. read aloud: HUMULUS ANIMA CERVICIAE

slow valse around the table. repeat including walking stick

Hand positions and movements for the second system, indicated by square diagrams and arrows. The diagrams show the placement of the left and right hands on the table and their subsequent movements.

continue

stop, hand to forehead, think!

take coins out of your pocket and throw on the table

continue valse around the table

look at the wrist watch, shake head, look nervously around

lift arms and shout: HILICET ALIQUANDO EUROPEAN WHISTLE LOU

LABOR IMPROBUS OMNIA VINCIT



POLONIA FORTE (Mazurka)

$\bullet = 120$

1

CT 1

salt. *jump* *clap*

CT 2

salt. *jump* *clap*

BAR.

salt. *stomp* *clap* *jump*

B

salt. *stomp* *clap* *jump*

KB

1 *alla "Chopin"*

5

CT 1 *parlando sotto voce*

WY - BO - RO - WA WY - BO - RO - WA WY - BO - RO - WA WÓD - KA

salt.

CT 2 *(both heels) parlando sotto voce*

WY - BO - RO - WA WY - BO - RO - WA WY - BO - RO - WA WÓD - KA

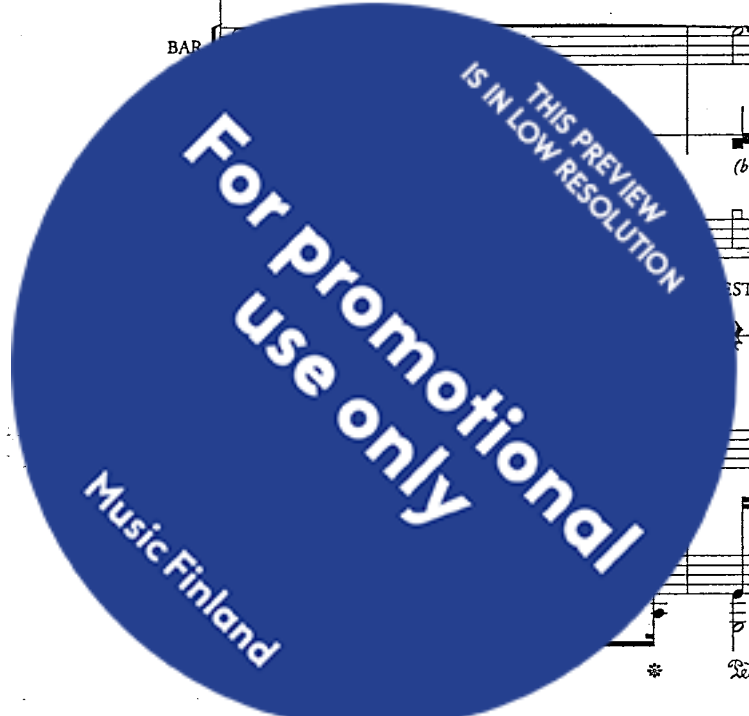
salt.

BAR.

(both heels)

EST? CO TO JEST? TO JEST WÓD - KA WY - BO - RO - WA

KB



9 *parlando forte*

CT 1
WY - BO - RO - WA WY - BO - RO - WA WY - BO - RO - WA WÓD - KA

salt.

CT 2
parlando forte
WY - BO - RO - WA WY - BO - RO - WA WY - BO - RO - WA WÓD - KA

salt.

BAR.
DRA WIE NAS - DRA - WIE

salt.

B
parlando forte
CO CO TO JEST? CO TO JEST? CO TO JEST? PANST - WA

salt. (bosh heels)

KB

13 *canto*

CT 1
STA - RO - POL - SKA ZU - BROW - KA WÓD - KA ZU - BROW - KA

salt.

CT 2
STA - RO - POL - SKA ZU - BROW - KA WÓD - KA ZU - BROW - KA

salt.

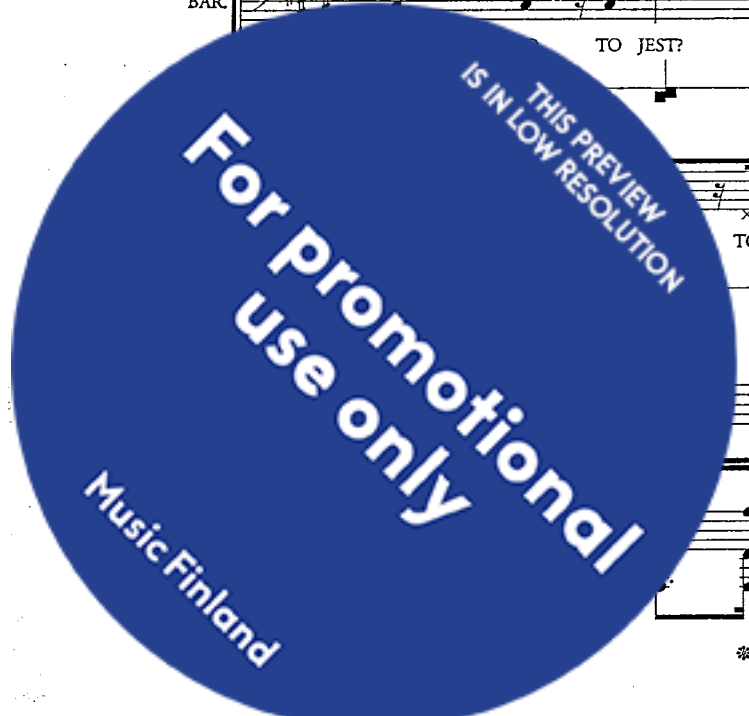
BAR.
TO JEST? WY - BO - RO WA WY - BO - RO WA STA - RO - POL -

poco a poco canto

TO JEST? CO TO JEST? TO JEST WÓD - KA WY - BO -

KB

- 2



17

CT 1
STA - RO - POL - SKA WY - BO - RO WA STA - RO - POL - SKA TAK

CT 2
STA - RO - POL - SKA WY - BO - RO WA STA - RO - POL - SKA TAK PANST - WA

BAR.
SKA STA - RO - POL - SKA STA - RO - POL -

B
f
RO - WA STA - RO POL - SKA WY - BO - RO - WA STA - RO POL - SKA CO TO

KB

21

CT 1
WY - BO - RO - WA WÓD - KA STA - RO - POL - SKA TAK PANST - WA

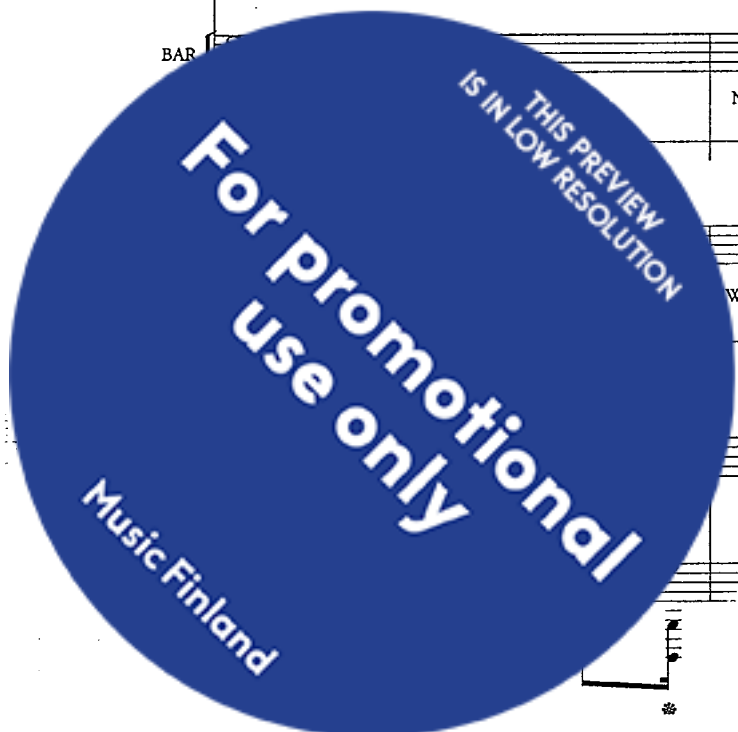
CT 2
canto
WY - BO - RO - WA WÓD - KA STA - RO - POL - SKA TAK

BAR.
NAS DRA WIE

WÓD - KA WÓD - KA PANST - WA WÓD - KA WY - BO -

3

- 3 -



25

CT 1
TAK TAK CO TO JEST? WY - BO - RO - WA JEST?

salt.

CT 2
TAK CO TO JEST? WY - BO - RO - WA JEST?

salt.

BAR.
NAS - - - - - DRA - - - - - WIE - - - - - NAS - - - - -

salt.

B.
RO - WA TO JEST ZU - BROW - KA CO CO TO JEST? CO CO TO

salt.

KB

25

29

CT 1
STA - RO - POL - SKA JEST? CO TO JEST? CO TO

salt.

CT 2
STA - RO - POL - SKA ZU - BROW - KA JEST TO JEST? TO

salt.

BAR.
NAS - - - - - DRA - - - - - WIE - - - - - PANST - - - - -

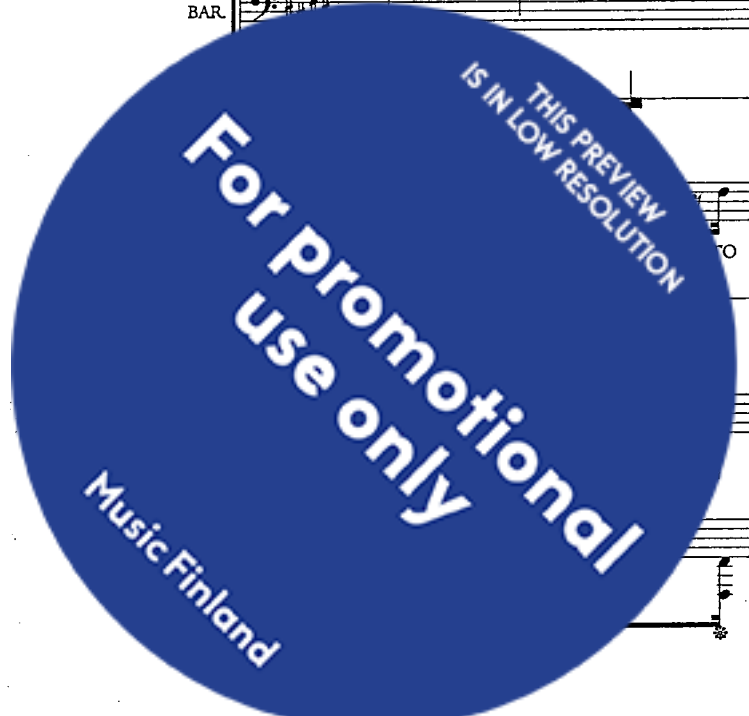
salt.

B.
CO JEST? CO TO JEST? CO TO JEST? CO TO

salt.

KB

29



33

CT 1
JEST? TAK TO JEST WY - BO - RO - WA

salt.

CT 2
JEST TO JEST TAK WY - BO - RO - WA JEST

salt.

BAR.
WA NAS DRA - WIE ZU - BROW - KA

salt.

B.
JEST? TO JEST WÓD - KA WY - BO - RO - WA ZU - BROW - KA STA - RO -

salt.

KB

37

CT 1
STA - RO - POL - SKA WY - BO - RO - WA WY - BO - RO - WA WÓD - KA

salt.

CT 2
STA - RO - POL - SKA WY - BO - RO - WA WY - BO - RO - WA WÓD - KA

salt.

BAR.
ZU - BROW - KA ZU - BROW - KA ZU - BROW - KA

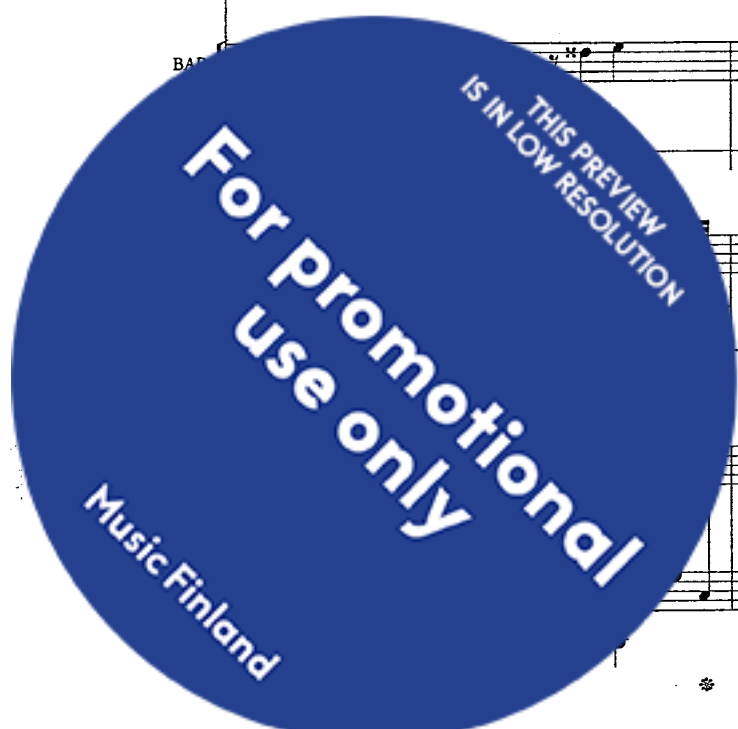
salt.

B.
BROW - KA ZU BROW - KA ZU BROW - KA ZU -

salt.

KB

- 5 -



41

CT 1
WY - BO - RO - WA WY - BO - RO - WA WY - BO - RO - WA TAK

CT 2
WY - BO - RO - WA WY - BO - RO - WA WY - BO - RO - WA WÓD - KA

BAR
ZU - BROW - KA ZU - BROW - KA ZU - BROW - KA ZU - BROW - KA

B
BROW - KA ZU BROW - KA ZU BROW - KA ZU BROW - KA ZU

KB

45

CT 1
WY - BO - RO - WA WÓD - KA WY - BO - RO - WA ZU - BROW - KA

CT 2
CO TO JEST? TAK TO JEST ZU - BROW - KA

BAR
KA ZU - BROW - KA ZU - BROW - KA ZU - BROW - KA

B
BROW - KA ZU BROW - KA ZU BROW - KA ZU

KB



49

CT 1
WY - BO - RO - WA STA - RO - POL - SKA WY - BO - RO - WA JEST?

salt.

CT 2
WY - BO - RO - WA STA - RO - POL - SKA WY - BO - RO - WA JEST?

salt.

BAR.
ZU - BROW - KA ZU - BROW - KA ZU - BROW - KA JEST? WÓD - KA

salt.

B
BROW - KA ZU - BROW - KA ZU - BROW - KA ZU - BROW - KA STA - RO -

salt.

KB

53

CT 1
WY - BO - RO - WA WÓD - KA WY - BO - RO - WA WÓD - KA

salt.

CT 2
WY - BO - RO - WA WÓD - KA WY - BO - RO - WA WÓD - KA

salt.


BAR.
STA - RO - POL - SKA JEST? NAS

salt.

B
RO - WA WÓD - KA WY - BO - RO - WA ZU - BROW - KA

salt.

KB



57

CT 1
TO JEST? WY - BO - RO - WA ZU - BROW - KA JEST?

salt.

CT 2
STA - RO - POL - SKA WY - BO - RO - WA ZU - BROW - KA JEST?

salt.

BAR.
DRA WIE ZU - BROW - KA

salt.

B
CO CO TO JEST? CO TO JEST? TO JEST STA - RO - POL - SKA

salt.

KB

57

61

CT 1
WY - BO - RO - WA JEST? STA - RO - POL - SKA JEST

salt.

CT 2
WY - BO - RO - WA JEST? STA - RO - POL - SKA JEST

salt.

BAR.
DRA WIE STA - RO - POL -

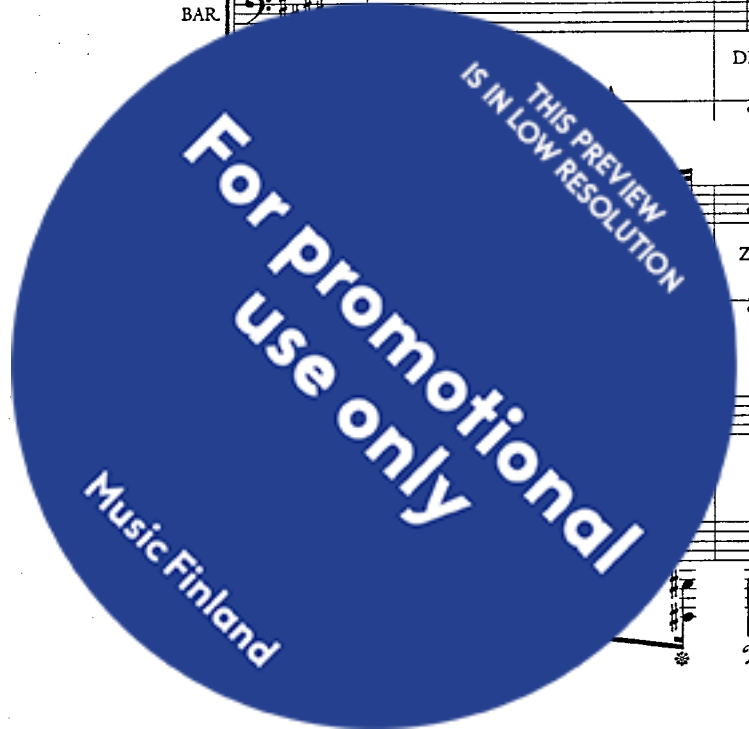
salt.

B
ZU - BROW - KA STA - RO - POL - SKA WY - BO - RO - WA

salt.

KB

61



65

CT 1
 PANST WA

salt.

CT 2
 PANST WA

salt.

BAR.
 SKA WY - BO - RO WA

salt.

B
 PANST WA PANST WA

salt.

KB
 65

TRANSLATION: *Wyborowa*
 (pronunciation: *Veeborova*),
Staropolska, Zubrówka
 (pronunciation: *Soobroovka*) =
 names of Polish hard drinks.

Co to jest? (pronunciation: *Tso*
to jest) What is that?

Wódka jest? (pronunciation:
Voodka jest)
 Is the vodka?



THIS PREVIEW
IS IN LOW RESOLUTION

**For promotional
use only**

Music Finland

EQUITES PANNONIAE (Ungharescha)

1 act freely with whip

CT To-kaj To-kaji To-kaji

Bar act freely with whip

B act freely with whip

HG

7

CT U - ni - cum To - kaji To - kaji E - gri bi - ka - ver Pá - lin - ka Ba - rack

Bar

B

HG

14

CT Sör Fe - hér bor U - ni - cum To - kaji Pá - lin - ka Pá - lin - ka

Bar To - kaj To - kaji To - kaji U ni - cum To - kaji

B

HG

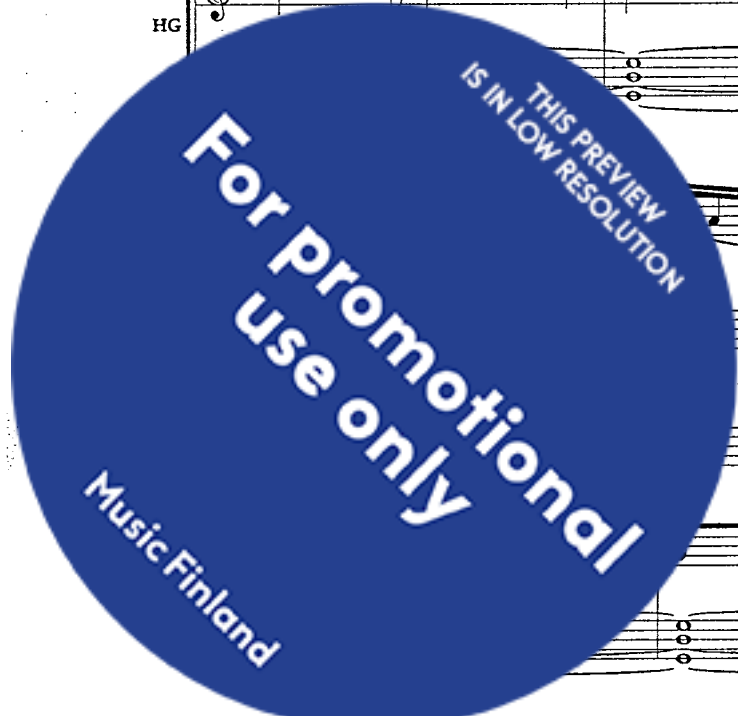
3

CT ka - ver Pá - lin - ka Sör Fe - hér bor

Bar gri bi - ka - ver Pá - lin - ka

B

HG



22

CT Nem viz Nem viz Nem viz Nem Nem To - kaji bor

Bar Ba - rack Sör Fe - hér bor U - ni-cum To - kaji Pá - lin - ka Pá - lin - ka

B

HG

27

CT U - ni - cum E - gri bi - ka - ver Sör

Bar E - gri bi ka ver Pá - lin - ka Sör

B To - kaj 6:4 To - kaji

HG *Proporz*

30

CT To - kaji bor es Pá - lin - ka es E -

Bar Fe - hér bor Nem viz Nem viz Nem viz Nem Nem


B To - kaji 6:4 U - ni - cum 6:4 To - kaji 6:4 To - kaji 6:4

HG

ver Kör - te Ba-rack Sör

To - kaji bor U - ni-cum E - gri bi - ka - ver

6:4 ver Pá - lin - ka Ba-rack



38

CT Nem viz nem viz nem viz Nem viz

Bar Sör To - kaji bor es Pá - lin -

B Sör Fe - hér bor U - ni - cum To - kaji Pá - lin - ka

HG

41

CT nem viz nem viz nem viz To - kaji Fe - hér

Bar ka es E gri bi - ka - ver

B Pá - lin - ka E gri bi ka

HG

44

CT bor Fe - hér bor Bor i - gen Viz

Bar Kőr - te Ba - rack Sör Nem viz Nem viz Nem viz U - ni cum es To - kaji


B ver Pá - lin - ka Sör Fe - hér bor Nem viz Nem viz Nem viz Nem Nem

HG

Bor i - gen Viz nem nem

Sör Magy - ar i - ta - lok

- gri bi - ka - ver Sör To - kaji



55

CT viz nem Bor i - gen Viz

Bar

B bor es Pá - lin - ka es E -

HG

58

CT nem nem viz nem Nem viz

Bar

B gri bi - ka - ver Kór - te Ba-rack Sör

HG

62

CT

Bar

B

HG



AMORIS GALLICÆ (Nocturne)

$\bullet = 100$
CLAIRE DE LUNE

1

CT 1

CT 2

T/BAR

B

GUIT
"Debussy: Claire de Lune"

LUTE

KB
= Celesta

5

CT 1

CT 2

T/BAR

B

THIS PREVIEW
IS IN LOW RESOLUTION

**For promotional
use only**

Music Finland

8

GUIT

LUTE

KB

11

GUIT

LUTE

KB

14

GUIT

LUTE

KB

"Variations sur 'Au claire de lune"
(French folksong)



18

GUIT

LUTE

KB

21

GUIT

LUTE

KB

24

GUIT

LUTE

KB

THIS PREVIEW
IS IN LOW RESOLUTION

**For promotional
use only**

Music Finland

27

GUIT

LUTE

KB

30

GUIT

LUTE

KB

34

GUIT

LUTE

KB

12



GUIT 38 12 6

LUTE 3

KB

GUIT 41 12 12

LUTE

KB

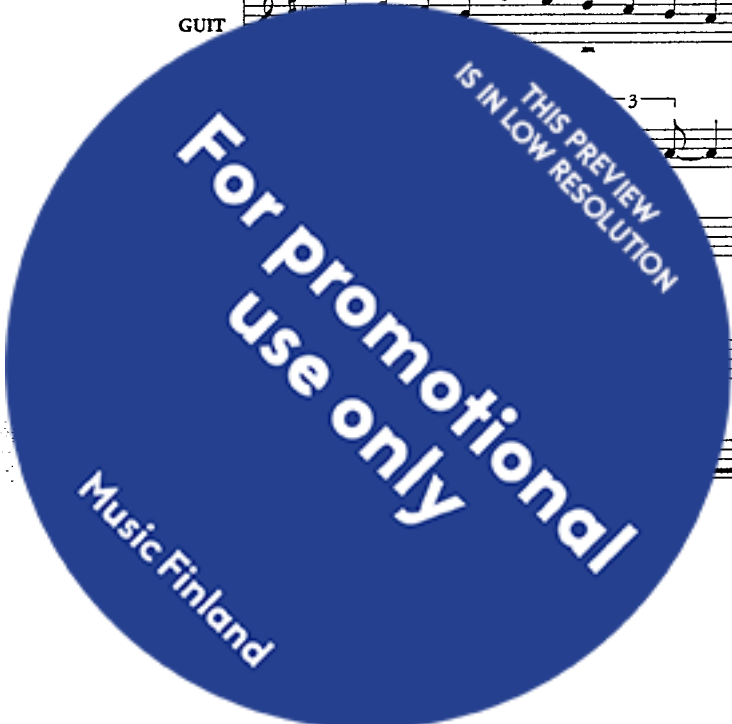
CT 1

CT 2

B

un poco accel.

GUIT 12 3 3 3



LAMENTUOSO

48

CT 1
DA ME GEN TIL

CT 2
DA ME GEN

B
DA ME DA ME DA ME GEN

GUIT

LUTE

KB

lv

53

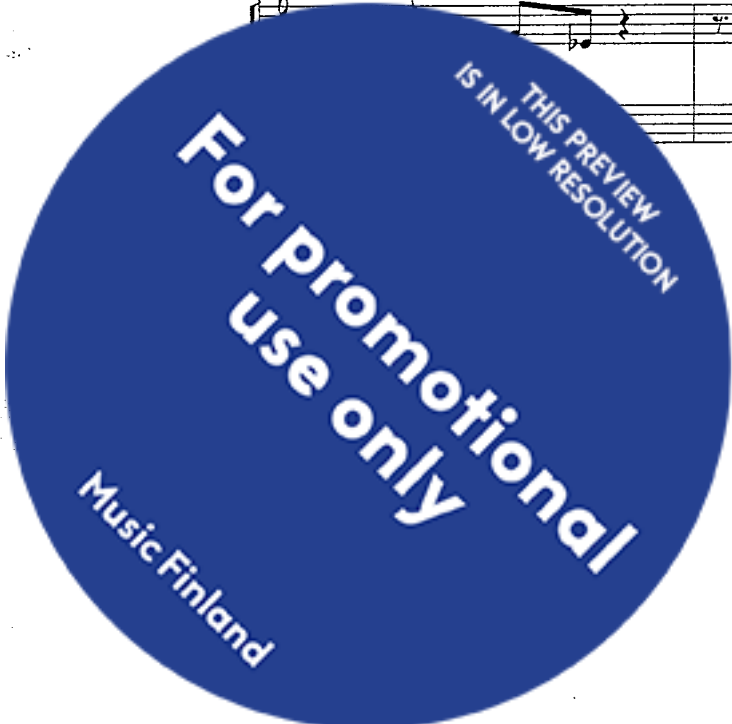
CT 1
QUI EST MA SPE

CT 2
TIL QUI EST MA

B
TIL QUI EST QUI EST MA

GUIT

LUTE



57

CT 1
RAN - CE VOUS ESTES MON

CT 2
SPE - RAN - CE VOUS ESTES MON BIEN

B
SPE - RAN - CE VOUS ESTES MON

GUIT

LUTE

KB

61

CT 1
BIEN ET MON COM - FORT

CT 2
ET MON COM - FORT MON COM

B
BIEN ET MON COM

GUIT

LUTE

KB



65

CT 1
 QUI EST MA MA

CT 2
 FORT QUI EST QUI EST

B
 FORT QUI EST QUI

GUIT

KB

68

CT 1
 SPE - RAN CE

CT 2
 MA SPE RAN CE

B
 EST MA SPE RAN CE

GUIT

LUTE

KB



COUR D'AMOUR

71

In this section the singers should move around in a very elegant manner, making large gestures and bows to each other.

CT 1 JA NET TE MO

CT 2

T/BAR

B JA NET TE MO NI

GUIT

LUTE

KB

75

CT 1 NI QUE CLAU DI

CT 2 JA NET TE

T/BAR MO NI QUE CLAU DI

B 3 QUE MA RIE CLAU DI

GUIT



80

CT 1
NE EU - RO PE I RE

CT 2
MO NI QUE MA

T/BAR
NE EU - RO PE

B
NE EU RO - PE

GUIT

LUTE

KB

84

CT 1
NE I - RE NE

CT 2
RIE I -

T/BAR
I - RE - NE NI - NA

B
1 RE - NE NI - NA

GUIT



88

CT 1
NI - NA NA NET - TE

CT 2
RE - NE NI - NA I

T/BAR
LU - LU FRAN CINE I - SA - BEL

B
LU LU FRAN - CINE

GUIT

LUTE

KB

91

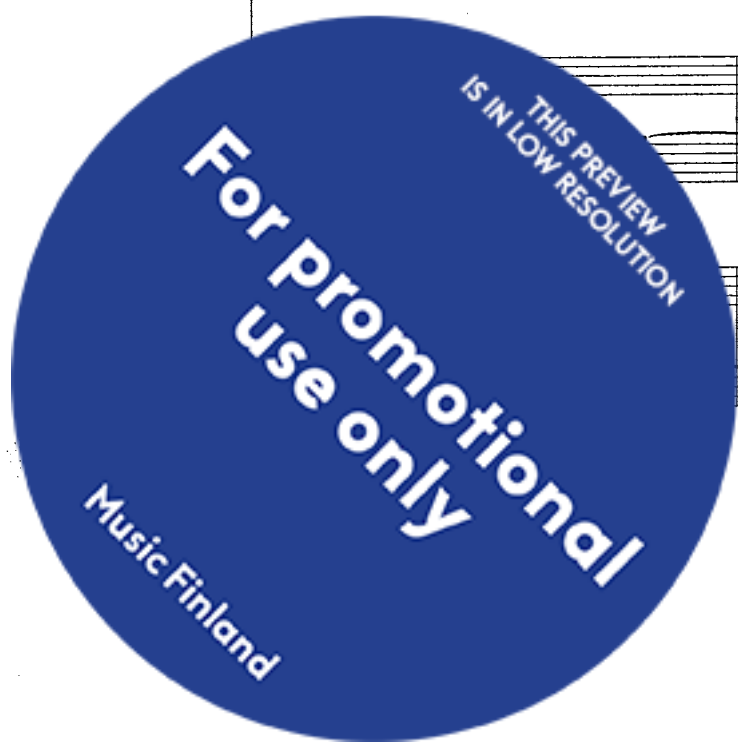
CT 1
JAQU - LI - NE NA -

CT 2
SA - BEL

T/BAR
LE I - SA

B
I SA - BEL

GUIT



94

CT 1 NET TE FIL LET

CT 2 LE

T/BAR BEL LE FRAN ÇOI

B LE JAQU LI NE NA

GUIT

LUTE

KB

97


CT 1 TE E LE NE FRAN

CT 2 NA NET TE FIL LET

T/BAR SE AN NET TE CHRIS

B NET TE FIL

GUIT



100

CT 1
COI - SE AN NET

CT 2

T/BAR
TI NE BE - A TRI

B
LET TE FRAN - ÇOI

GUIT

LUTE

KB

5

103

CT 1
TE CLAU - DI - NE EU

CT 2
TE

T/BAR
CE MA - RIE I - RE

B
SE AN - NET

GUIT



106

CT 1 RO - PE I - SA BEL - LE

CT 2 JAQU - LI

T/BAR NE NI - NA LU - LU

B TE CHRIS - TI

GUIT

LUTE

KB

109

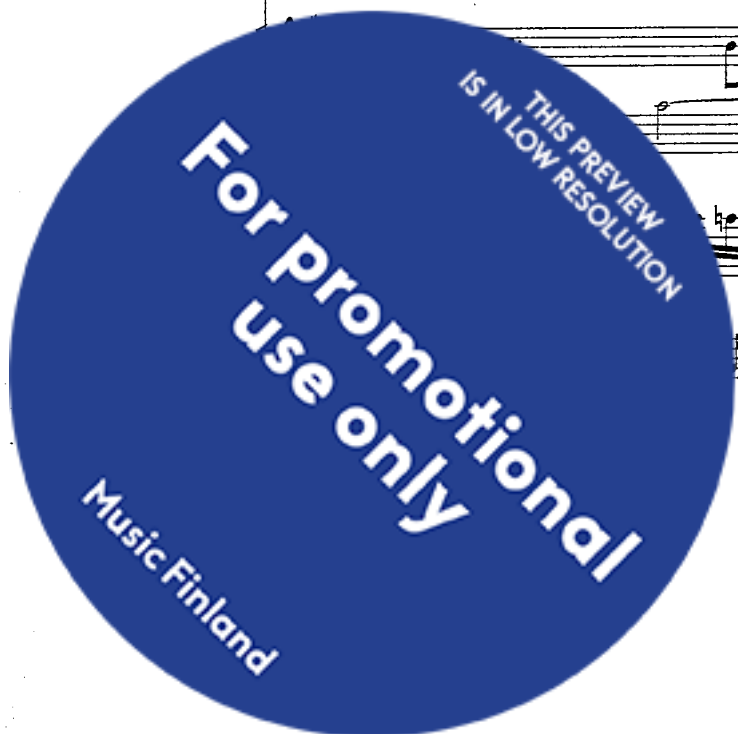
CT 1 NA NET - TE CHRIS - TI

CT 2 NE FIL - LET TE MA 3

T/BAR BE A

B NE E - LE

GUIT



112

CT 1

CT 2

T/BAR

B

GUIT

LUTE

KB

NE E - LE

RIE E - LE - NE

TRI CE

NE MI - MI

115

CT 1

CT 2

T/BAR

B

GUIT

NE I

BE

MI - MI LU - LU

BE - A - TRI CE



118

CT 1 SA - BEL LE JA - NET - TE

CT 2 A - TRI - CE JA - NET TE MO - NI -

T/BAR JA - NET - TE MO - NI QUE MA - RIE NI -

B MA - RIE

GUIT

LUTE

KB

121


CT 1 MO - NI - QUE JA - NET TE MO - NI - QUE CLAU -

CT 2 QUE MA - RIE CLAU - DI - NE CLAU -

T/BAR NA FRAN - CINE JAQU - LI NE

B E - LE

GUIT



134

CT 1
T/BAR
B
GUIT
LUTE

TE - MENT SE LON - GUE - MENT VO - LES A
TE - MENT SE LON - GUE - MENT VO - LES A
TE - MENT SE LON - GUE - MENT A

Tempo primo

140

GUIT
LUTE
KB

144

GUIT
LUTE



più Mosso

148

GUIT

Claude Debussy:
"La terrasse des audiences du clair de lune"

LUTE

KB

Tempo primo

151

GUIT

LUTE

KB

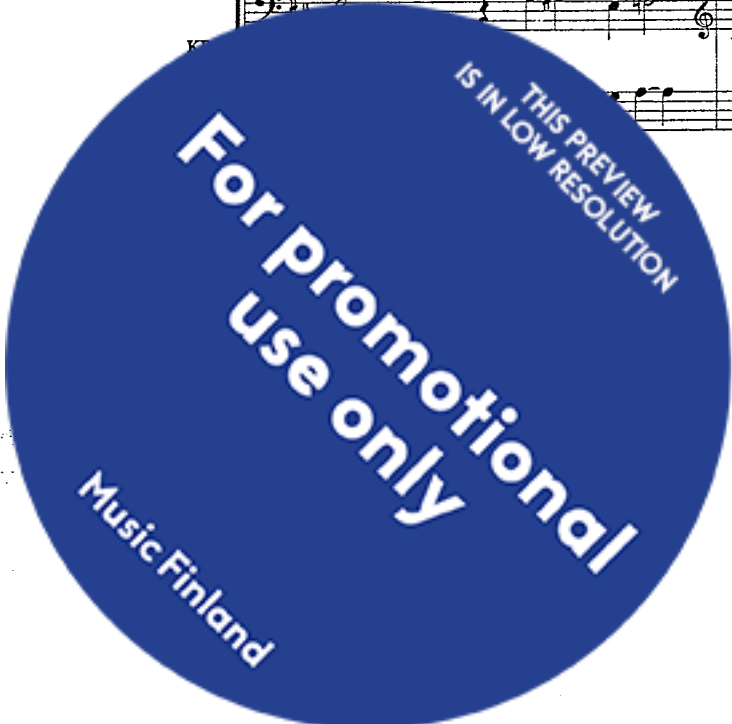
"Variations sur 'Au clair de lune"
(French folksong)

154

GUIT

LUTE

KB



158

GUIT

LUTE

KB

161

GUIT

LUTE

KB



NON LIQUET (Serenata)

$\bullet = 120$

1

WHISTLE

CT

BAR

WHISTLE

B

CANTO

*imitazione di mandolino
(with tongue and upper lip)*

GUIT

Syntesizer

KB

Water sound


7

CT

BAR

B

GUIT



13

CT

BAR

B

GUIT

KB

19

CT

T

BAR

B

GUIT

KB

"tenore della opera"

jump on chair and imitate rowing

Mi Mi Fa Mi Ri Mi Fa Fa Mi



25

CT

T
Do Si La Mi Do Do Si Do La La

BAR

GUIT

31

CT

T
Mi Si Si Do Re Mi Re Si La Do Do

BAR

B
imitazione di mandolino

GUIT

37

CT

T
Mi Si Si Do Re Mi Do Si

BAR

GUIT



*In front of the chair, admiring the
Tenor*

43

CT

CANTO

La La Si La

T

La

CANTO

Fa Mi

BAR

B

WHISTLE

GUIT

KB

49

CT

So Mi So So So So So La So

T

Re Di Re Di Re Mi Fa Mi Re

BAR

B

GUIT



55

CT
Fa Re Fa Re Re Re Mi

T
Do Si Do Su La Re La So La Su

BAR

B

GUIT

61

CT
FA Mi Re Mi Mi Di Re Mi So

T
Re Re Re Di Re Di La La Di Di

BAR

B

GUIT



67

CT
Fa Mi Re Re Re Re Mi Fa Mi Re

T
Re Di Su Su La Fa So La Di Re Re

BAR

B

GUIT

73

CT
Mi Mi Di Re Mi So Fa Mi

T
Re Di Re Di La La Di Di Re Di

BAR

B

GUIT



79

CT *Re* *jump of the chair and build up a typical serenade formation, like singing up to a balcony* *like singing up to a balcony* Mam - ma mi -

T *La Su La* Mam - ma Mam - ma mi -

BAR CANTO *like singing up to a balcony* Mam - ma mi - a Mam - ma

B CANTO *jumping on the chair, taking the place of the Tenor* mi mi mi

GUIT

KB

84


CT *a* Mam - ma mi - a

T *a* Mam - ma mi - a Mam - ma mi -

BAR *mi - a Mam - ma mi - a mi - a Mam - ma mi -*

B *mi mi mi mi mi Ri Mi Do Si La Si*

GUIT



90

CT
Mam - ma mi - a Mam - ma mi - a

T
a Mam - ma mi - a Mam - ma Mam - ma

BAR
a Mam - ma mi - a Mam - ma

B
Do Do Si Si Si Si Si Si Si Di Ri

GUIT

KB

96

CT
Ma - ma mi - a quell don -


T
mi - a Mam - ma mi - a quell don -

BAR
mi - a quel - la don - na don -

B
Si Li Ri quel - la don - na quel - la

GUIT

KB



102

CT
na ha vi - sto u - na bel .

T
na ha vi - sto u - na bel .

BAR
na ha vi - sto oi u - na bel .

B
don - na don - na ha vi - sto u - na bel .

GUIT

KB

108

CT
la de que - sta cit - tà


T
la de que - sta cit - tà u - na bel - la

BAR
la de que - sta cit - tà del - la que - sta cit -

B
la de que - sta cit - tà del - la que - sta cit -

GUIT

KB



114 *dance around the chair*

CT *La* *lal - la lal - la* *la-la-la* *la* *la* *la-la lal - la* *la* *la* *lal - lal - lal - lal -*

T *La* *la* *la-la-la* *la* *lal - la-la* *la* *lal - la* *la* *la-la lal - la* *la* *lal - lal -*

BAR *tà* *La* *lal - la lal - la* *la-la-la* *la* *la* *la-la lal - la* *la* *la* *lal - lal - lal - lal -*

B *tà* *La* *la* *la la lal - lal* *la* *la la lal - lal* *lal* *la la lal - lal* *- la* *la la lal - lal* *- lal* *la-la lal - lal -*

GUIT

KB

120

CT *la* *lal - lal -* *lal - lal - lal - lal -* *la* *lal - lal - la lal - lal -* *la-la-la* *lal -*

T *la* *lal - lal -* *la* *lal - lal -* *lal - al - lal - lal -* *lal - la-la lal - la-la* *la* *lal - la-la* *lal - la-la lal - la-la*

BAR *la* *lal - la-la* *lal - lal - lal -* *la* *lal - al - lal - lal -* *lal - la-la lal - la-la* *lal - la lal - lal -* *la-la-la* *lal -*

B *lal - la-la lal - lal -* *lal - la-la lal - lal -* *lal - la-la lal - lal -* *la* *la-la lal - lal -* *lal - la-la la-la lal -* *lal - la-la lal -*

GUIT



126

CT
lal - la-la lal - la la la lal - lal - lal - lal la lal - lal - lal - lal - lal - laa

T
la lal - la-la lal - la-la la-la-la la lal - lal - lal - la-la lal - la-la lal - lal - lal - lal - lal - laa

BAR
lal - la-la lal - la-la la la lal - lal - lal - lal - la lal - la-la lal - lal - lal - la lal - lal - lal - lal - laa

B
lal - la la-la-lal lal - la la-la-lal lal - la la-la-lal lal - la la-la-lal la lal - lal - lal - la-la-lal - la-la laa

GUIT



THIS PREVIEW
IS IN LOW RESOLUTION

**For promotional
use only**

Music Finland

CANTICUM INSULÆ (Nisiotikos)

1 $\bullet = 96$

CT *con forza*
E-LA E-LA HO - PA HO - PA

T *più f* *gridando*
E-LA E-LA E-LA HO - PA HO - PA

BASS *sotto voce* *gridando*
E-LA E-LA E-LA HO - PA HO - PA HO - PA *clap*


Instr 1

KB

T

BASS *with both hands*

Instr 1



11

CT

HO - PA HO - PA HOP

T

HO - PA HO - PA HOP

BASS

HO - PA HO - PA HO - PA HOP

stomp

Instr 1

KB

16

CT

LE - VEN - TI

T

più f E - LA E - LA *gridando* E - LA

BASS

sotto voce E - LA E - LA *gridando* E - LA

Instr 1

KB



21

CT MI - LO NA A - SI KI KU - VAR - DA O - TI KIAN E -

T ELA ELA E-LA E-LA ELA E-LA

BASS ELA E-LA ELA

Instr 1

Instr 2

KB


26

CT HO SU TO HA - RI ZO O - TI KIAN E - HO SU

T

BASS

KB



31

CT TO HA - RI ZO DA - RI DA - RI DA - RI DA - RI DA -

T AI - TEO SI FI-LAG - LA-E KA - LI - STA

BASS HO-PA HO-PA HO - PA

Instr 1

Instr 2

KB

36

CT RI DA - RI DA - RI DA - RI MA - TIA SAN KAI TA DI

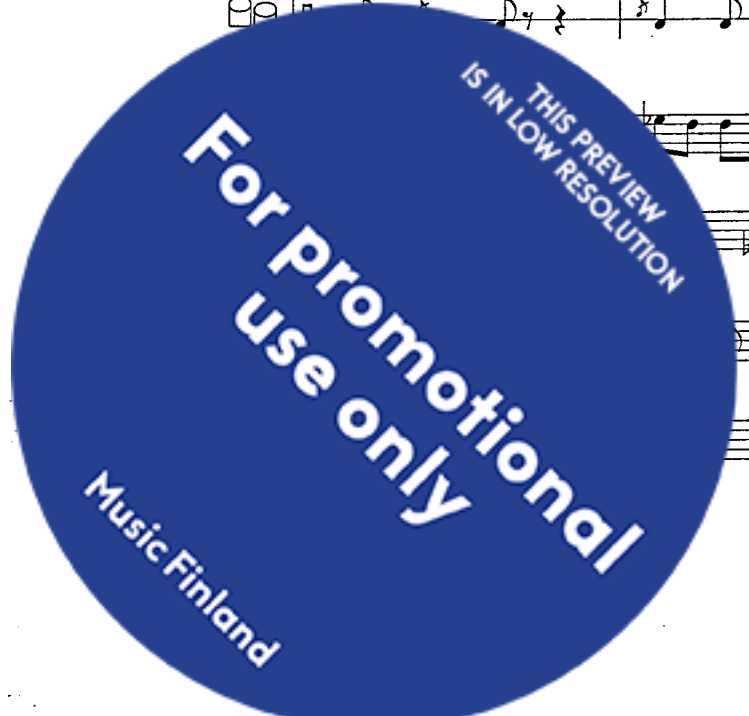
T BRO-TE - AN PO-L-LON PHER - SE-PO-NAS E-DOS OI TON DAIS E-PI MI - LO-BO-TON NAI EIS A-KRÄ-GAN -

BASS

Instr 1

Instr 2

KB



41

CT KA SU DEN I PAR - HUN PU. THE - NA KIO PI - OS TA

T TOS E HYD - MA - TON KOLO - NAN O A - NA I - LA - OS A - THA - NA - THON ANDRON TE SIN EU - ME - NI

BASS

Instr 1

Instr 2

KB

46

CT PRO - TO - PSI - LI SI DA - RI DA - RI DA - RI DA

T A DE - KSI STE - FA - NO - MA TOD' EK PI - THO - NOSEU - DO - KSO - MI - DA AU - TON TE NIN EL -

BASS

Instr 1

Instr 2

KB



51

CT DEN E - HU - ME KE - RO DEN IR - THE TO NE - RO PA -

T NI - KA - SAN - TA TATEH - NA TAN NO - TE PA - LAS EU EU - RETHRA-SI - AN GOR - GONON

BASS

Instr 1

Instr 2


KB

56

CT RE KO - RI - TSI MU A - LES - MA SU KE A - DE STO

T OU - LI-ON THRE - NON DI A - PLE - KSAI SA-THA - NA

BASS A - PO TIN PO



61

CT KA - LO PA - RE KO - RI - TSI MU TO A - LES - MA

T AI - TEO SI FI - LAG LA - E KA - LI - STA BRO - TE - AN PO - LI - ON PHER - SE - PO - NAS

BASS A - PO TIN TIN POR - TA

Instr 1

Instr 2

KB

66

CT SU KE A - DE STO KA - LO DA - RI DA - RI DA - RI

T E - DOS OI TON DAIS E - PI MI - LOBOTON NAI EIS A - KRAGAN - TOS E HYD - MA - TON KO - LO - NAN O A -

BASS SU PER NO KIA TI JI -



71

CT A - SE - ME NA - TA FI - LI SO JIA NA VRO - TI JIA

T NA I - LA-OS A - THA-NA-THON AN-DRON TE SIN EU - ME-NI A DE - KSI STE-FA NO - MA TOD' EK PI -

BASS TO - NIA SU A - PO TIN PO

Inst 1

Inst 2

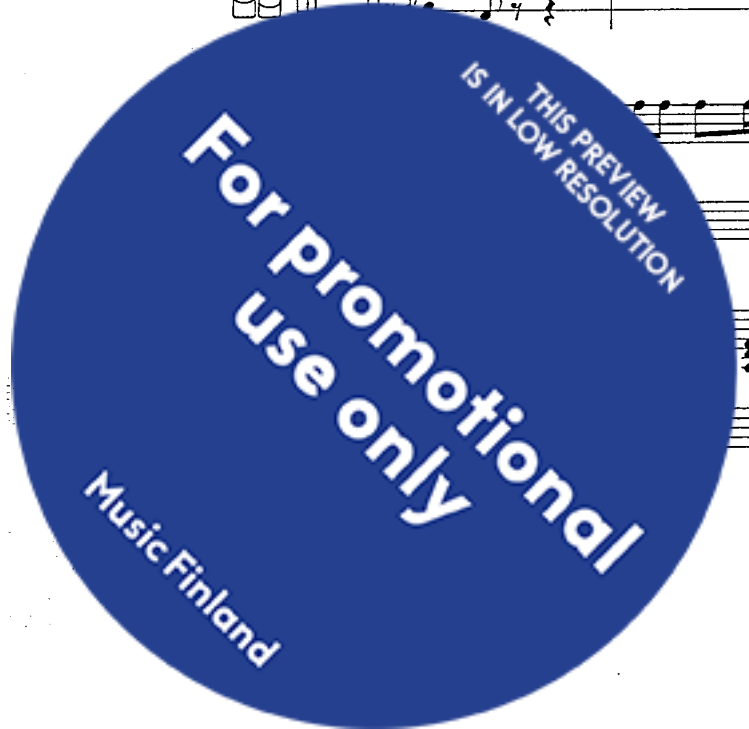
KB

76

CT TRIA NA MU FI - GI TO SA - RA KI PU MU TROI TIN

T THO - NOEU - DO - KSO - MI-DA AU - TON TE NIN EL - NI - KA - SAN - TA TA-TEH - NA TAN NO-

BASS A PO TIN POR - TA SY



81

CT KAR - DIA TO - RA E - HU - ME KE - RO TO -RA IR -

T TE PA - LASEU - EU - RE THRA - SI - AN GOR - GONON OU - LION THRE - NON DI

BASS PER - NO KIA PO TI JI -

Instr 1

Instr 2


KB

86

CT THE TO NE - RO PA - RE KO - RI - TSI MU TO A - LES - MA

T A - PLE - KSAI SA - THA - NA NE - ME - SI

BASS TO - NIA SU JIA NA ME DIS



91

CT SU KI E - LA KE SI E - DO PA - RE KO - RI -

T PIE - RO - ES - SA BI - U - HO - PA,

BASS KE NA HA - RI KE

88

Instr 1

Instr 2

KB

96

CT TSI MU TO A - LES - MA SU KI E - LA KE SI

T KY - A - NO - PI THE A NE - ME -

BASS SE - NA I KAR - DIA SU JIA

88



101

CT
E - DO DA - RI DA - RI DA - RI DA - RI DA - RI DA -

T
SI PIE - RO - ES - SA BI - U - HO - PA

BASS
NA ME DIS KE NA HA - RI

Instr 1

Instr 2

KB

106

CT
RI DA - RI DA - RI DA - RI DA - RI DA - RI DA - RI DA -

T
KY - AN - O - PI THE - A THY - GA - TER DI -

BASS
KE SE NA I KAR - DIA



111

CT RI DA - RI DA

T KAS, NA KU - PHA PHRY - AG - MA - TA - THNA - TON

BASS KAR-DIA SU DON DON DON DON DON DON DON DON DON DON

Instr 1

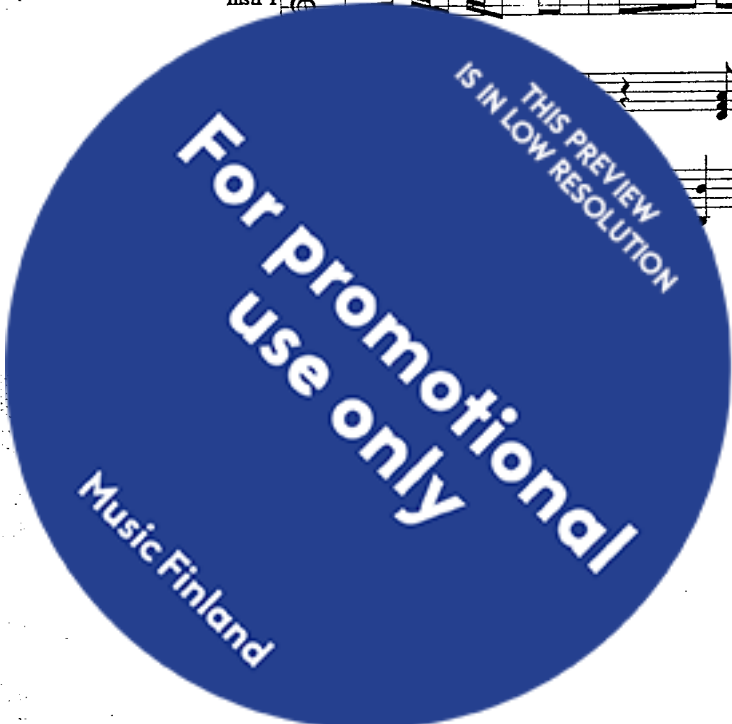
Instr 2

KB

T E - PE - HEIS A - MAN - TI HA - LI - NO, EH -

BASS DON DON DON DON DON DON DON DON DON DON DON DON DON DON

Instr 1



T
THU - SA D'HY - DRIN O - LO - AN - BRO - TON ME -

BASS
DON DON DON DON DON DON DON DON DON DON DON DON DON DON DON DON

Instr 1

KB

T
LA - NA PHTHO - NON EK - TOS E - LAU - NE - IS

BASS
DON DON DON DON DON DON DON DON DON DON

Instr 1

KB



Sheet music for the first system, featuring:

- T (Tenor): Treble clef, mostly rests.
- 88 (Piano): Bass clef, steady eighth-note accompaniment.
- BASS: Bass clef, sparse notes with 'x' marks.
- Drum: Drum set icon, sparse notes.
- Instr 1: Treble clef, melodic line with various accidentals.
- KB (Keyboard): Treble and Bass clefs, chordal accompaniment.

Sheet music for the second system, featuring:

- T (Tenor): Treble clef, mostly rests.
- 88 (Piano): Bass clef, steady eighth-note accompaniment.
- BASS: Bass clef, sparse notes with 'x' marks.
- Drum: Drum set icon, sparse notes.
- Instr 1: Treble clef, melodic line with various accidentals.
- KB (Keyboard): Treble and Bass clefs, chordal accompaniment.



The image shows a musical score with the following parts:

- T**: Treble clef, mostly rests.
- BASS**: Bass clef, a simple melodic line.
- BASS**: Bass clef, a line with 'x' marks indicating specific notes.
- KB**: Keyboard part, consisting of two staves (treble and bass clefs) with chords and melodic lines.
- Instr 1**: Instrument 1, a single staff with a complex, fast-moving melodic line.



THIS PREVIEW
IS IN LOW RESOLUTION

**For promotional
use only**

Music Finland

10

CT 1/act *whistle approx. pitch* *shout*
 •AH SSS WHAT •U •U •U •U •U •U •U

CT 2/act *quasi Banjo* *"slurp"* *velar click* *clap* *sfz*
tremolo with tongue tip against upper lip >LP< 3 3 3 simultaneous

CT2/cant

TEN/act *voiceless* *quasi Banjo* *shout* *sfz*
 FRR I Z tongue tremolo SING

BAR/act 3 3 3 3 3 3 3 3 3 3 Mouthorgan
 •U •U •U •U •U •U •U •U •U •U •U •U

BASS/act 3 3 3 3 3 3 3 3 3 3

BASS/cant 3 3 3 3 3 3 3 3 3 3
 TUT - TU TU - UA TUU TUT - TU TUT - TU - UA TUU TU TU TUU TUT - TU

GUI

KB



13

CT 1/act

CT 2/act

TEN/act

BAR/act

BASS/act

BASS/can

GUIT

KB

imitate HiHar

quasi pitch SOLO

velar click

I GOT TROU-BLE

velar click

TAH

imitate trumpet

TUU TU³ TU TUU TUT³ TU TUU TU TU TUU TUT³ TU

15

CT 1/act

CT 2/act

TEN/act

BAR/act

BASS/act

BASS/can

GUIT

KB

Mouthorgan

whistle approx. pitch 2. time

heel

pop finger+lips


pop finger+lips sfz

PST

sfz

TU TU TU TUT TU³ TU TUU TUT³ TU TUU TU TU TUU TU TU TU

- 5 -



18

CT 1/act: *fingersnap*, *velar click*, *SOLO quasi pitch*, *gliss.*, *"sigh"*

CT 2/act: *"blues-like"*

TEN/act: *sfz*, *SOLO quasi pitch*, *"blues-like"*

BAR/act: *heel*

BASS/act: *heel*

BASS/can: *heel*

GUIT: *heel*

KB: *heel*

IN THE HEAT OF THE NIGHT

TUU TU TU TUU TUT TU TUU TU TU TU TU TU TU TUT - TU TUT - TU TUT - TU

21

CT 1/act: *sfz*, *ff*, *PST*, *PSS*

CT 2/act: *sfz*, *ff*, *PST*, *PSS*

TEN/act: *sfz*, *ff*, *PST*, *PSS*

BAR/act: *sfz*, *ff*, *PST*, *PSS*

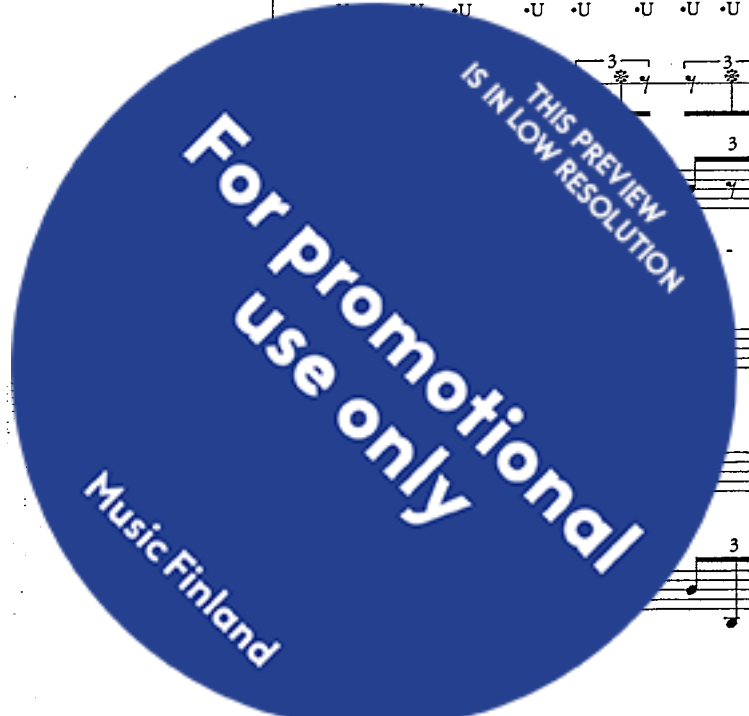
BASS/act: *sfz*, *ff*, *PST*, *PSS*

BASS/can: *sfz*, *ff*, *PST*, *PSS*

GUIT: *sfz*, *ff*, *PST*, *PSS*

KB: *sfz*, *ff*, *PST*, *PSS*

TUU TUU TU TU TUU TU TU TU TUU TU TU TU TU TU TU TU TU



33

CT 1/act: *.S .S .S* | | | THf Tj .S | *.S .S .S* | | | THf Tj .S | *.S .S .S* | | | THf Tj .S

CT 2/act: *Δ Δ .S .S* | | | THf Tj THf Tj | *.S .S .S* | | | *.S .S .S* | | | THf Tj

TEN/act: *NG* | | | *tremolo with tongue rip against upper lip* | | |

TEN/cant: TM TU TM TU TM TU TU TU

BAR/act: *.U .U .U .U .U .U .U .U*

BAR/cant: TM TU TM TU TM TU TU TU TM TU TM TU IM TU TU TU

BASS/act: *V * y y * y V * y* | | | *V * y y * y V * y* | | |

BASS/cant: TU TUTU TUTU TU TU TU TUTU TU TM TU TM TU TM TU TU TU TU TM TU IM TU IM TU TU TU TU

BANJO

TAB: 0 0 0 2 0 0 0

GUIT: 3 |||

KB



39

CT 1/act

CT 2/act

TEN/act

TEN/can

BAR/act

BAR/can

BASS/act

BASS/can

BANJO

TAB

KB

THf Tj THf Tj THf Tj THf Tj pATi pUjA pA Tji pU jA TjipU jA pA Tji pU jA pA TjipU jApA Tji pU

TM TU TM TU TM TU TU TU TU TM TU TM TU TM TU TU TU

TM TU TM TU TM TU TU TU TU

TM TU TM TU TM TU TU TU TU

TM TU TM TU TM TU TU TU TU

TM TU TM TU TM TU TU TU TU

4 2 4 1 2 3 0 0 0 2 2 0 2

improvise imitating Wah-wah-trumpet

improvise imitating Wah-wah-trumpet

sussurando con forza

BA BA BA BA BABA BA BABA BA BABA



45

CT 1/act

BAP AH >LP< >LP<

CT 2/act

BAP AH

TEN/act

BA

fingersnap heel clap beat on both limbs

TEN/can

mp

subito b.ch.

TM TM TM TM TM TM TM TM

BAR/act

fingersnap heel clap beat on both limbs

BAR/can

mf TM TU TM TU TUM TU TU TU TU TM TU TM TU TUM TU TU TU TU TM TM TM TM

BASS/act

BASS/can

TM TU TM TU TUM TU TU TU TU

BANJO

TAB

KB



48

CT1/act *fingersnap heel clap beat on both limbs*

CT1/cant *>LP<*

CT2/act *fingersnap heel clap beat on both limbs fingersnap heel clap beat on both limbs*

CT2/cant *mp*

TEN/act

TEN/cant

BAR/act

BAR/cant

BASS/act

BASS/cant

BANJO

TAB

GUIT

DAI DI - UA DAM DU DAM DU DI - DUU

TM TM TM TM TM TM TM TM TM TM TM TM

TM TU TM TU TUM TU TU TU TU TM TU TM TU TUM TU TU TU TU TM TU TM TU TUM TU TU TU TU

10 10 10 10 10 10 10 9 6 5 3 1 0 1 1

3 0 0 0



51

CT1/acc

CT1/cant

CT2/acc

CT2/cant

TEN/acc

TEN/cant

BAR/acc

BAR/cant

BASS/acc

BASS/cant

BANJO

TAB

JA - UA - UA BAI DU DAI DI-UA-UA - UA DA JA DA DUA DI UA

O UO UO UA - UA O UO UO UA - UA

TM TM TM TM TM TM TM TM TM TM TM TM TM TM

TM TM TM TM TM TM TM TM TM TM TM TM TM TM

TM TU TM TU TUM TU TU TU TU TM TU TM TU TUM TU TU TU TU TM TU TM TU TUM TU TU TU TU

5 6 5 8 6 5 6 5 8 6 10 10 10 10 10 9 6

0 0 0 0 0



54

CT 1/act

CT1/cant

DU DI DA DUU UI - UA UA - UA DI - UA UA

CT 2/act

CT2/cant

O UO UO UA - UA O UO UO UA - UA O UO UO UA - UA

TEN/act

TEN/cant

TM TM TM TM TM TM TM TM TM TM TM TM TM TM

BAR/act

BAR/cant

TM TM TM TM TM TM TM TM TM TM TM TM TM TM

BASS/act


BASS/cant

TM TU TM TU TUM TU TU TU TU TM TU TM TU TUM TU TU TU TU TM TU TM TU TUM TU TU TU TU

BANJO

TAB

GUIT



57

CT 1/act

CT 1/cant

DUU.

CT 2/act

CT 2/cant

O UO UO UA - UA O

TEN/act

TEN/cant

TM TM TM TM TM

BAR/act

BAR/cant

TM TM TM TM

BASS/act

BASS/cant

TM TU TM TU TUM TU TU TU TU TUU

GUIT

KB

whistle gliss.

•AH

•AH

•AH

•AH

•U •U •U •U •U •U •U •U

•U •U •U



