


Jorma Styng

Etudes Nos. 11-15 for Guitar

2021



Music Finland

Copyright © by the Composer

All Rights Reserved

...tion may be copied
...m or by any means
...on of the composer



Etyde 11

for Guitar

$\text{♩} = 60-$

Jorma Styng, 2021

p i m a m i p i m a m i p i m a m i p i m a m i

3 0 **6**0 4 2 **6**1 3 4 **6**2 1 3 **6**4 ④ ③ ② ③ ② ① ④ ③ ⑥

3 ④ ⑤

5 ①

7 0 3 2 0 1 1 1 1

9 0 2 1 1 1 1

11 3 1 **6**1 3 1 **6**1 3 1 **6**1 ④ ③ ② ③ ② ① ④ ③ ⑥

4 **6**2 1 2 **6**3 ④ ③ ② ③ ② ① ④ ③ ⑥



③ ⑤
a i m p m i a i m p m i

15

a i m p m i

17


19

21

23

25

27



29 *6* *6* *6* *6* *v* *6* *6* *6* *6*

31 *6* *6* *6* *6* *6* *6* *6* *6*

33 *6* *6* *6* *6* *p* *i* *m* *a* *m* *i* *3* *0* *6* *0* *4* *2* *6* *1* *3* *4* *6* *2* *1* *2* *6* *3*

35 *6* *4* *3* *2* *6* *6* *4* *3* *6*

36 *6* *6* *6* *6*




Etyde 12

for Guitar

Moderato ♩=80-

Jorma Styng, 2021

The musical score for Etyde 12 for Guitar is presented in six systems. Each system contains a treble clef staff and a bass clef staff. The piece begins in 3/4 time and changes to 4/4 time at measure 3. It features a variety of rhythmic patterns, including eighth and sixteenth notes, and rests. Fingerings are indicated by circled numbers 1-5 above or below notes. Bar lines are placed at the end of each system. The score concludes with a final double bar line at the end of the sixth system.



2

17

23

27

29

32



Etyde 13

"Bluesy Waltz"

for Guitar

Jorma Styng 2021

Allegretto

Musical notation for measures 1-5. Includes fingerings (1, 2, 3, 4) and circled numbers (3, 4, 1, 2).

Musical notation for measures 6-8. Includes fingerings (1, 3, 1, 3, 1, 3, 1, 3, 1, 3, 1, 3) and circled numbers (2, 3, 2, 3).


Musical notation for measures 9-11. Includes fingerings (1, 2, 3, 4, 1, 2, 3, 4, 1, 2, 3, 4) and circled numbers (3, 3, 3, 3, 3, 3, 3, 3).

Musical notation for measures 12-14. Includes fingerings (1, 2, 1, 2, 1, 2, 1, 2, 1, 2, 1, 2, 1, 2, 1, 2, 0, 1).

Musical notation for measures 15-17. Includes fingerings (1, 1, 1, 1) and circled numbers (2, 1).

Musical notation for measures 18-20. Includes fingerings (1, 2, 0, 1, 0, 1, 0, 1, 0, 1, 0, 1, 0, 1, 0, 1, 0, 1, 0, 1).

Musical notation for measures 21-22.



21

Musical notation for measures 21-28. Treble clef, 3/4 time signature. Includes chords and melodic lines with slurs and ties.

29

Musical notation for measures 29-36. Treble clef, 4/4 time signature. Includes chords and melodic lines.

37

Musical notation for measures 37-39. Treble clef, 4/4 time signature. Includes guitar-specific notation with fret numbers (0, 3, 1, 3, 1, 3) and fingerings (1-4).

40

Musical notation for measures 40-42. Treble clef, 4/4 time signature. Includes guitar-specific notation with triplets and fret numbers (1, 2, 3).

43


Musical notation for measures 43-45. Treble clef, 7/8 time signature. Includes guitar-specific notation with fret numbers (1, 2, 1, 2, 1, 2) and fingerings.

46

Musical notation for measures 46-48. Treble clef, 3/4 time signature. Includes guitar-specific notation with fret numbers (1, 1, 1, 1) and fingerings.

Musical notation for measures 49-50. Treble clef, 3/4 time signature. Includes guitar-specific notation with fret numbers (1, 0, 1, 0, 1, 0, 1, 0, 1, 0, 1, 0, 1, 0, 1).

Musical notation for measures 51-52. Treble clef, 4/4 time signature. Includes guitar-specific notation with fret numbers (1, 0).



2

19



Etyde 15

"Bottleneck"

for Guitar

Jorma Styng 2021

Lento Slide tube on left hand finger

The musical score is written on a single treble clef staff in a key with one sharp (F#). It consists of 24 measures. The notation includes various guitar techniques: slides (indicated by a horizontal line above the notes), vibrato (vibr.), and slurs. Fingering numbers (1-4) are placed below the notes. Chord diagrams (Roman numerals) are placed above the staff at measures 10, 12, 14, 16, 18, and 20. A 'Slide' instruction is also present above the staff at measure 20. The piece concludes with a final chord and a double bar line.

