

Maija Hynninen

Turnings

for flute solo

2008

THIS PREVIEW
IS IN LOW RESOLUTION

**For promotional
use only**

Music Finland

Music Finland

THIS PREVIEW
IS IN LOW RESOLUTION

**For promotional
use only**

Music Finland

Turnings

for flute solo

Maija Hynninen 2008

THIS PREVIEW
IS IN LOW RESOLUTION

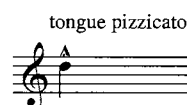

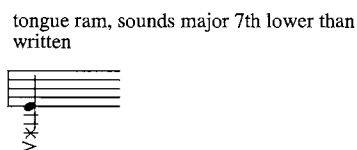
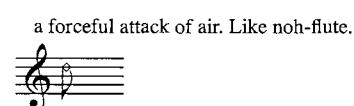
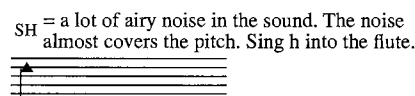
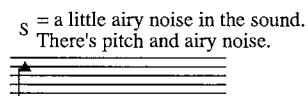

**For promotional
use only**

Music Finland

Explanation of signs:

A very useful book for explanation of special techniques and practising them, a book I used while learning about flute: Carin Levine: The Techniques of Flute Playing (Kassel, Bärenreuter, 2002).

Turnings is full of subtle changes between different timbres and playing techniques. It focuses more on timbre than pitches and is full of gestures, entities of sounds. The best way to grasp it is first to learn the music and then go beyond into breathing life to the larger scale timbral unities. When moving from one timbre to another try to create as unnoticeable changes between the different timbres as possible. The general feeling of the piece should be, that it is floating between and mixing different kinds of timbres.




– bars 18–24 marked freely: not to be played evenly. Form musical gestures marked in the score with solid and dashed barlines: bars with dashed barlines belong to a larger group, which ends with a solid barline.



Compared to speaking, this would be a sentence. You can have small pauses between bars marked with solid barlines (=sentences).

– multiphonic fingerings:

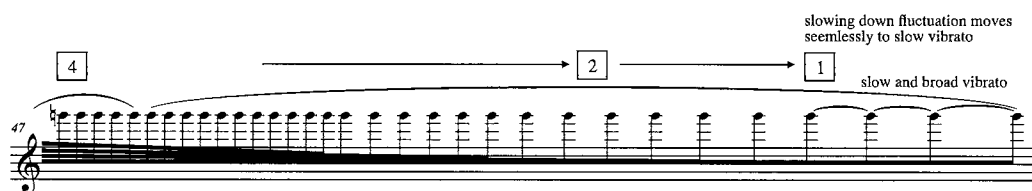
These multiphonics are presenting two different kinds of sounds. The second is relatively stable and clear with less beatings. In this example from the piece the player should try to make an unnoticeable transformation from overtones to multiphonic. The first and third multiphonics are more harsh and unstable, chosen because of their dynamic range. If any of these multiphonics create difficulties the player should try to find some other multiphonics with similar kind of qualities.



– singing: the lower staff is for singing. The singing octave can be changed according to the players voice.

– processes:

– bisbigliando:




Use different fingerings on one note only changing the colour of the pitch. The number in the box indicates the number of fingerings.

– vibrato:

The curvy line indicates the frequency and amplitude of vibrato. Player can choose how to produce vibrato.



Moving gradually from normal vibrato and normal sound, then broadening and slowing down the vibrato, finally ending up in playing keyclicks.



THIS PREVIEW
IS IN LOW RESOLUTION
For promotional
use only

Music Finland

Turnings

Maija Hynninen

2008

dur ≈ 6 min

♩ = 54

Flute score for measures 1-17. The score includes various dynamics (pp, mf, f, p, mp, ff), articulations (senza vibr., vibr., flz., bend, gliss.), and performance instructions (SH, N, S, random keyclicks as fast and resonant as possible, poco rit., 2-3").

Measures 1-4: Flute, *piu f pp*, *mf*, *p*, *f*, *mp*, *f*, *p*. Dynamics: *ppp*, *mf*, *mp*. Instructions: *senza vibr.*, *SH*, *vibr.*, *bend*, *random keyclicks as fast and resonant as possible*, *poco rit.*

Measures 5-9: Flute, *f*, *mp*, *mf*, *pp*, *f*, *p*, *piu f*, *pp*, *mp*, *mf*. Instructions: *senza vibr.*, *S*, *SH*, *N*, *SH*, *N*, *S*, *flz.*

Measures 10-13: Flute, *f*, *mp*, *p*, *f*, *pp*, *mf*, *f*, *ff*. Instructions: *N*, *SH*, *N*, *vibr.*, *senza vibr.*, *gliss.*

Measures 14-15: Flute, *mp*, *mf*, *ppp*, *poco rit.*, *2-3"*. Instructions: *(ord.)*, *3*

♩ = 64

freely (see explanation of signs)

Flute score for measures 18-24. The score includes various dynamics (pp, p, mp, mf, ff), articulations (key clicks, tongue ram, very fast, windy, only hissing sound, key trill), and performance instructions (tongue pizz., aiolian sound, bisbigliando with 2 fingerings).

Measures 18-19: Flute, *pp*, *p*, *pp*, *mf*. Instructions: *tongue pizz.*

Measures 20-21: Flute, *mp*, *mf*, *pp*. Instructions: *key clicks*, *tongue ram*, *very fast, windy*, *only hissing sound*, *ff*, *p*, *mf*

Measures 22-24: Flute, *mp*, *pp*. Instructions: *O*, *aiolian sound*, *bisbigliando with 2 fingerings*, *key trill.*

Measures 25-27: Flute, *pp*, *mf*. Instructions: *flz.*, *2-3"*, *6*, *6*, *6*

THIS PREVIEW
IS IN LOW RESOLUTION

For promotional
use only

Music Finland

flz. -----

Fl. 26 *pp*

Fl. 28 *f p*

Fl. 30 *mf f*

getting slower ad. lib. (about 6 seconds)

Fl. 32 *mp pp*

flz. flz. flz. ord.

Fl. 35 *f mp*

key trill. lip pizz.

Fl. 37 *p*

Fl. 39 *mf ff*

$\text{♩} = 54$

as short break as possible

very fast and regular delicate

B 4

D#C

both tones move towards d. Follow ad.lib. the written part.

3 2

Fl. 41 *mp pp ff mp pp*

flz. poco rit.

getting slower ad. lib

as short break as possible

gliss

ii

piu *f*

THIS PREVIEW
IS IN LOW RESOLUTION

For promotional
use only

Music Finland

