

Ville Raasakka

# Okuri ōkami

for two amplified violins

2015



**Music Finland**

Copyright © by the Composer

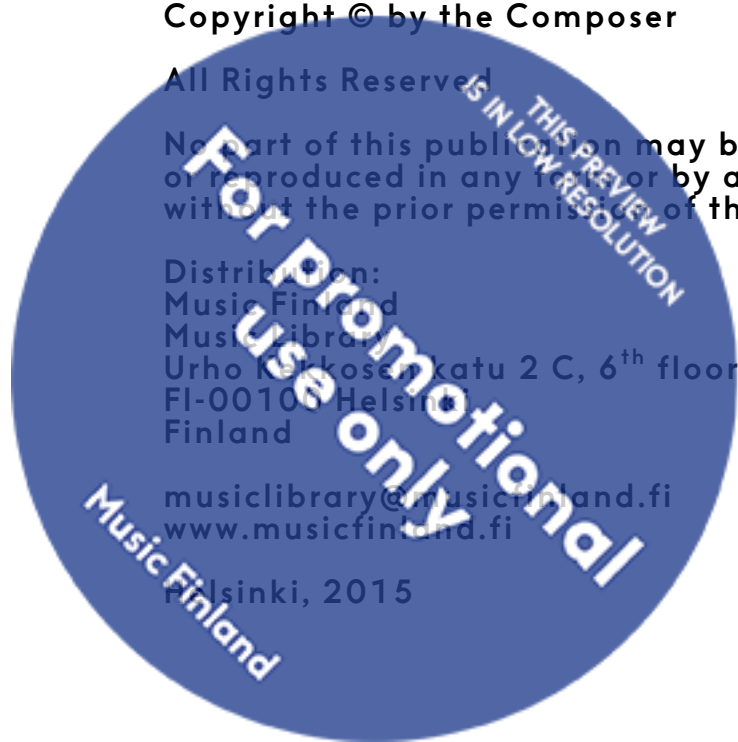
All Rights Reserved

No part of this publication may be copied  
or reproduced in any form or by any means  
without the prior permission of the composer

Distribution:  
Music Finland  
Music Library  
Urho Kekkosenkatu 2 C, 6<sup>th</sup> floor  
FI-00100 Helsinki  
Finland

[musiclibrary@musicfinland.fi](mailto:musiclibrary@musicfinland.fi)  
[www.musicfinland.fi](http://www.musicfinland.fi)

Helsinki, 2015



Okuri ōkami (2015)  
for two amplified violins

**Okuri ōkami (2015)**  
for two amplified violins

breath out heavily "mf"

"mp" col legno battuto on muted string II (move point of bow contact)

pizz. muted string IV "mf"

cello-position

stomp foot "mf"

"p" pizz. muted string I (move muting-hand)

stomp foot "mf"

breath out heavily "mf"

(pizz. muted string IV)

pizz. muted string IV "mf"

wipe bow along muted strings II-III (back and forth)

"pp" pizz. muted string I

(breath) "mf"

pizz. muted string IV "mf"

(move muting-hand)

"pp" "mf-pp" "mf-pp" "p" pizz. muted string I

wipe bow along muted strings II-III (back and forth)

stomp foot "mf"

(breath) "mf"

bow flautato on string III and IV (mute strings so, that left hand fingers are producing a minor 7th)

(move muting-hand) pp

pizz. muted string IV "mf"

f

tremolo non misurato

"f" "mp" bow chinrest

"p" pizz. muted string I

"mf" stomp foot

wipe bow along muted strings II-III (back and forth)

"mf-pp" "mf-pp"

MusicFinland

THIS PREVIEW IS IN LOW RESOLUTION

For Promotional use only

(breath)

*"mf"*

**For Promotional use only**

*"f"*

*"pp"* *"mf-pp"* *"mf-pp"*

MusicFinland

THIS PREVIEW IS IN LOW RESOLUTION

[illegible]

$\text{♩} = 90$   
exhale and inhale loudly or near the microphone

$\text{♩} = 75$   
stomp feet

chin rest (tap with thumb)

bridge (tap with thumb)

*f* *mf*

*f* *mf*

bow

chin rest *mf*

tail-piece

stomp foot *f*

chin rest (tap with thumb)

bridge (tap with thumb) *mf*

*p* *mf*

Voice: growl in low broken voice (like an angry dog)

jeté + pressure on muted strings II&III

*mf* *p* punta d'arco

tallone

*p* *mf* scratch along string III&IV

*f* *p* *mf*

Voice: growl in low broken voice (like an angry dog)

wipe muted string with fingertip

III II III II I I I II I III II IV IV III

*p* *mf* *mp*

*p* *mf* *mp*

chin-rest tail-piece chin rest

*mp* chewing sound (bow overpressure along strings II & III with edge of bow)

44

*mf* *p* *mf*

bow

*p* *mf*

chin-rest tail-piece

47

*mf* *p* *mf*

chewing sound (bow overpressure along strings II & III with edge of bow)

wipe muted string with fingertip

II III II I I I II I III II

*mf* *p* *mf*

bow

*p* *mf*

tail-piece

47

*p* *mf* *p* *mf* *p*

chewing sound

breath shiveringly, like you  
are freezing cold  
"p" (in) "mf" (out)

4

51 tail-piece chin-rest

"p" bow "mf" "p" "mf" "p" "mf"

51 tail-piece chin-rest

"p" bow "mf" "p" "mf" "p" "mf"

"p" "mf" "p" "mf"

57 4/4 tail-piece chin-rest

"p" "mf" put instrument to violin position

"mp" col legno battuto on muted string II

pizz. muted string IV wipe bow along muted strings II-III (back and forth)

"p" "mf" "p" "mf" "mp" pizz. muted string I

"mf" stomp foot

(breath) "mf"

62

pizz. muted string IV "mf"

(move muting-hand)

"pp" "mf" "pp" "mf" "pp" "p" pizz. muted string I

stomp foot "mf"

wipe bow along muted strings II-III (back and forth)

stomp foot "mf"

(breath) "mf"

66

pizz. muted string IV

bow flautato on string III and IV (fingers are producing a minor 7th)

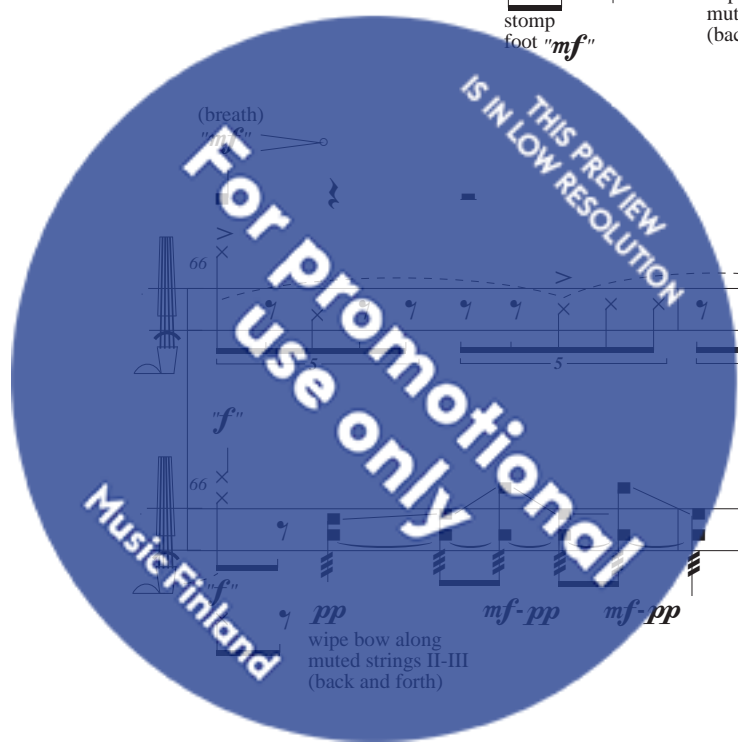
(move muting-hand) pp

finger G and F# but bow so lightly that you don't produce these pitches

tremolo non misurato "p" wipe bow along strings III-IV (back and forth)

"p" pizz. muted string I "mf" stomp foot

"f" "f" "f"





70

*mf-pp* *pp* *mf-pp* *pp* *mf-pp* *pp* *mf-pp*

(as the volume increases let the pitches G and F# come out)

(without tremolo) bow normally estr.sul tasto

*"mf"* *"mf"* *"mf"* *pp* senza vibrato

74

bow normally 5

*mf pp* *pp* *mf-pp* *mf pp* *pp*

77

*pp*

*"mf"* = 75

breath out heavily

*"mp"* col legno battuto on muted string II

senza vibrato

wipe bow along muted strings II-III (back and forth)

wipe bow along muted strings II-III (back and forth)

*pp* *"pp"* *"mf"* stomp foot *"pp"* *"mp"* pizz. muted string I

(breath) *"mf"*

81

pizz. muted string IV *"mf"*

(move muting-hand)

*"pp"* *"mf-pp"* *"mf-pp"* *"p"* pizz. muted string I

wipe bow along muted strings II-III (back and forth)

stomp foot *"mf"*

85

*"f"*

put instrument to cello position

pizz. muted *"mf"* string IV

*"pp"* *"mf-pp"* *"mf-pp"* *"p"* pizz. muted string I

wipe bow along muted strings II-III (back and forth)

stomp foot *"mf"*

For Promotional use only

THIS PREVIEW IS IN LOW RESOLUTION

Finland



Musical score for "The Great Wall" by John Williams. The score is written for a string quartet (Violin I, Violin II, Viola, and Cello/Double Bass) and includes a vocal line for the "voice: growl". The tempo is marked as  $\text{♩} = 75$ . The time signature is 5:4. The score is divided into two systems, each starting with a rehearsal mark 88.

**Violin I and Violin II parts:**

- Violin I: Features a melodic line with various articulations, including staccato and accents. It includes a "chin rest (tap with thumb)" instruction.
- Violin II: Features a more rhythmic, percussive line with many staccato notes and accents. It includes a "bridge (tap with thumb)" instruction.

**Viola and Cello/Double Bass parts:**

- Viola: Features a melodic line with various articulations, including staccato and accents. It includes a "chin rest (tap with thumb)" instruction.
- Cello/Double Bass: Features a more rhythmic, percussive line with many staccato notes and accents. It includes a "bridge (tap with thumb)" instruction.

**Vocal part (voice: growl):**

- The vocal line consists of two phrases, each marked with a "voice: growl" instruction. The first phrase is marked *p* (piano) and the second phrase is marked *mf* (mezzo-forte).

**Performance instructions and dynamics:**

- Violin I:** "chin rest (tap with thumb)", "stomp foot", "bridge (tap with thumb)".
- Violin II:** "bridge (tap with thumb)", "stomp foot".
- Viola:** "chin rest (tap with thumb)", "stomp foot".
- Cello/Double Bass:** "bridge (tap with thumb)", "stomp foot".
- Vocal:** "voice: growl", *p*, *mf*.
- Other:** "jeté + pressure on muted strings II&III", "punta d'arco", "tallone", "scratch along string III&IV".

exhale and inhale loudly or near the microphone

stomp feet

chin rest (tap with thumb)

bridge (tap with thumb)

exhale and inhale loudly or near the microphone

91

3/4

4/4

4/4

2/4

91

3/4

4/4

4/4

2/4

(in) "mf"

(out)

bow

chin rest "mf"

tail-piece

stomp foot "f"

chin rest (tap with thumb)

bow

chin rest "mf"

tail-piece

"f"

"mf"

5:4

3

♩ = 90

The musical score for 'The Great Wall of China' by Tan Dun is presented on two staves. The top staff begins with a tempo marking of  $\text{♩} = 75$  and a dynamic of *p* (piano). It features a series of notes with a crescendo leading to *mf* (mezzo-forte). The bottom staff starts with a dynamic of *p* and a crescendo leading to *mf*. Both staves include various musical notations such as rests, notes, and dynamic markings. Performance instructions are provided throughout the score, including 'voice: growl', 'stomp feet', 'chin rest (tap with thumb)', 'bridge (tap with thumb)', 'bridge (tap with index and middle fingers)', 'jeté + pressure on muted strings II&III', 'punta d'arco', 'tallone', 'scratch along string III&IV', and 'voice:'. The score is divided into measures by bar lines, and the tempo is indicated by a metronome marking.

For promotional use only

THIS PREVIEW IS IN LOW RESOLUTION

Music Finland

*p* Voice: growl in low broken voice (like an angry dog) *mf*

chewing sound (bow overpressure along strings II & III with edge of bow)

*f* *mf*

*mp*

*mp*

chewing sound (bow overpressure along strings II & III with edge of bow)

*p* Voice: growl in low broken voice (like an angry dog) *mf*

100

wipe muted string with fingertip

*p*

*mf*

*p*

*mf*

bow

chin-rest

tail-piece

chin rest

103

chewing sound (bow overpressure along strings II & III with edge of bow)

*mp*

*p*

*mf*

*p*

*mf*

*p*

chewing sound (bow overpressure along strings II & III with edge of bow)

*p*

chin-rest

tail-piece

106

bow flautato on string III and IV (mute strings so, that left hand fingers are producing a minor 7th)

*mf*

*p*

put instrument to violin position

*pp*

*mf*

*pp*

wipe along strings II and III with thumbnail

*mf*

tremolo non misurato

bow chinrest

*mp*

109

bow flautato

*pp*

*mf*

*pp*

*pp*

*mf-pp*

*mf*

*pp*

*pp*

*mf-pp*

*mf*

*pp*

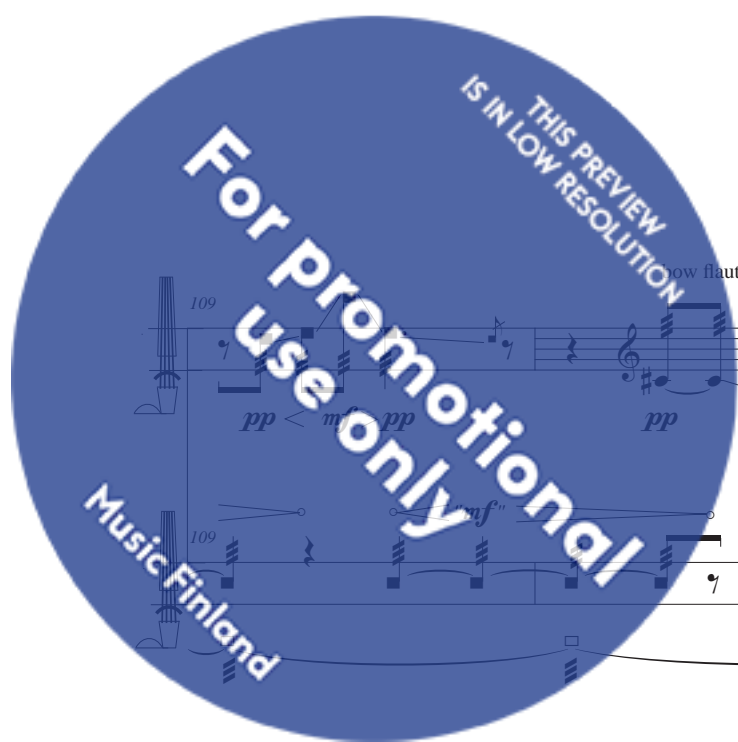
*pp*

*mf*

*pp*

*mf*

*pp*



(or major 3rd harmonic from E)

$\text{♩} = 60$

113

*mf-pp mf* *pp* *pp mf-pp mf* *pp* *pp* *mf pp*

113

bow normally  
estr.sul tasto

put instrument to  
violin position

*pp*

116

*pp mf pp* *mf pp* *mf pp* *pp*

116

con vibrato

senza vibrato

*mp > pp*

120

con vibrato

senza vibrato

*pp* *mf p* *f-p* *f* *pp*

120

*mf p* *f-p* *f* *pp*

breath shiveringly, like you  
are freezing cold

*p* *mf* *p* (in) *mf*

put instrument to  
cello position

124

put instrument to  
cello position

*mf* *p* *mf* *p* *mf*

chin-rest  
tail-piece  
chin-rest  
tail-piece

124

*pp* *p* *mf* *p* *mf*

bow  
tail-piece  
chin-rest  
tail-piece

