


Asta Hyvärinen

Before and After the End

For concert kantele and percussions

2023



Music Finland

Copyright © by the Composer

All Rights Reserved

ation may be copied
m or by any means
on of the composer



Asta Hyvärinen

Before and

After the End

For concert kantele and percussions

Dur. ca 10"

2023



Instrumentation

Concert Kantele (amplified)

Kantele player needs:

- metal spring w/ wooden ball
- two slide-tubes
- super ball stick
- metal ladle
- 10 inch cymbal
- E-bow
- drum stick

Percussions (amplified in dry acoustic hall)

Roto-toms (6", 8", 10", 12" & 14")

14" tom is a Fusion drum"; long metal spring w/
special-made cup attached at the centre of the skin.


Snare drum w/ wooden bridge attached at the edge of the skin

Tuning: D, A, Eb, Gb, C (from top to bottom)

14" Snare drum with wooden bridge attached near the rim.

Percussion player needs:

- a bow (arco)
- wire brushes
- metal spring
- drum sticks
- super ball stick
- plate stick
- E-bow



Before the End/After the End

Full Score

Asta Hyvärinen
2023

For kantele & percussions

♩ = 72
C#, D, Eb, F, G, A, B

Kantele

Roto-toms
Snare Dr.

Fusion drum

Kle

8va

l.v.

G--Gb

mf

mf

(w/ all nails along the strings)

f

mp

L c.l.b arco

R

sn.f

molto

sn.↓

p

5

towards to t.p. - ->

mf

C#, Eb

f

mf

mp

(Slowly towards string holders)

L

flick w/ finger


mp-molto

mp

3

mf

molto



Before the End

9

over the t.p.

mf

f

B--Bb

Kle

R-toms

Sn Dr

F-dr

Press roll

f

mf

3

3

12

$\text{♩} = 90$

pluck

ff

rit.

l.v.

R-toms

Sn Dr

F-dr

tip-----shank

mf

f

mp

3

e-----m

14

ca $\text{♩} = 70$

over the t.p.

f

(between the rims) R L

f

mf

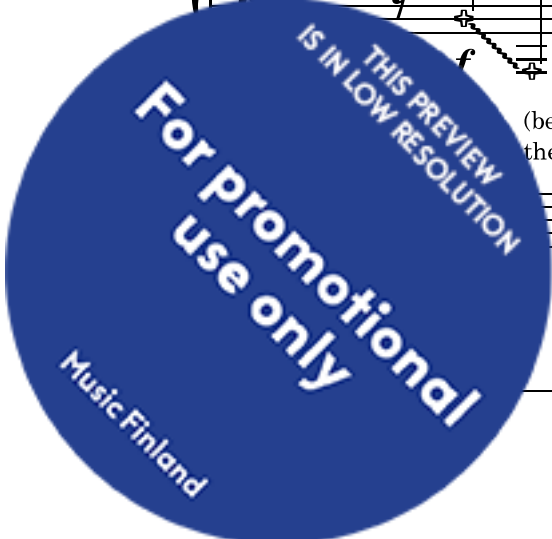
R

rub

p

poco

mp



16 n.t.p. l.v. C#, D, Eb, F, G#, A#, B

Kle

R-toms Sn Dr

F-dr

sn.↑

mp

poco

mp

poco

"mf" (lower rim)

! ("bow" at the rim)

19 G#, A# l.v. C#-C#

Kle

R-toms Sn Dr

F-dr

mf

(= tuning screw at the end of the spring)

mf

f

p

21

Kle

R-toms Sn Dr

F-dr

t.p.


f

"mf"

bar1

f

mf



Before the End

24 (C#, D, Eb, F,) Gb, A#, B# w/ two slide tubes

Kle
Relative place of the slide on the strings
mf

R-toms
hit the drum, let the stick bounce freely on the skin
f
(stick beat, tip on the skin)

Sn Dr
mf *mp* *mf* *f* *mf*

F-dr
mf *mp* *mf* *f* *mf*

27 fast back-and-forth motion

Kle
mp *f* *mf*

R-toms
3 (cross-stick) *f* *mp* *mf*

Sn Dr
"mf" strike near the skin *f* *mp* *mf*

F-dr
1.v. 3 *mf* *f* *mp* *mf*

30 (hold the slides on the strings) ----- 1

Kle
mf *p-mf*

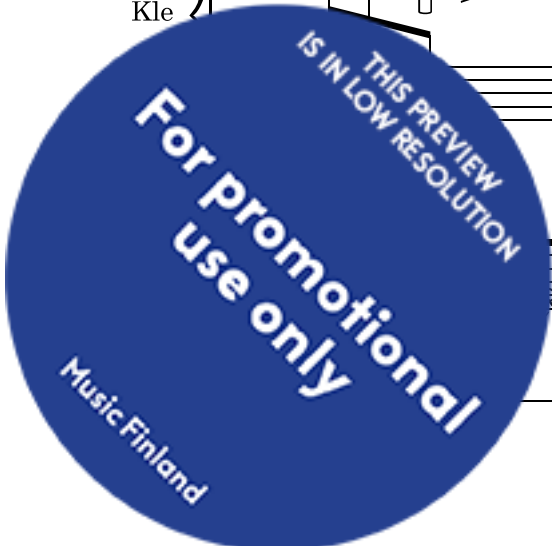
R-toms
mf *p*

Sn Dr
mf *p*

F-dr
mf *p*

ca ♩ = 55 x-times

(last time only)



32

Kle

R-toms
Sn Dr

F-dr

poco

mf

mp

f

mf

f

mf

n-poco

mf *molto*

36

Kle

R-toms
Sn Dr

F-dr

mf

f

f

mf

mf

mp

mf

mp

p poco f

mf

mf

(slope the instr. if needed)

drop the slide on the strings, let it roll towards the string holder

40

(2nd time only)

Kle

f

f


mp

mf

molto

mp

mf



42 Bb, A, G#, F

Kle

R-toms
Sn Dr

F-dr

p *mf*

f

l.v.

L R

44 **Lento; poco rubato** Gb, Ab, Bb

Kle

R-toms
Sn Dr

F-dr

slow round motion near the string holder

rub/ (sn dr) *mp* *mf* = poco-

mp *mf*

br1

Sn.dr. sn.↓

poco

sn.↑

molto

48

Kle

tuning switch strike at the tip/side of the t-switch strike l.v.

w/ at the top of the tuning pegs

f *mf*

mf (no not press)


f *mf*

molto

Sn Dr

F-dr.

ff



51 G#4, Ab4

Kle

R-toms
Sn Dr

F-dr

54 Ab, Gb

Kle

R-toms
Sn Dr

F-dr

57

Kle

(near the string holder)

l.v. ^

"mf" 3

mp

mf

mp

molto

c.l.b.

mp molto

mf

f

mf

mf

mp

mf - poco - poco -


mp - molto -

f mp

mp

mf

molto



60 strike Cb, D, Eb, Fb, G, Ab, Bb

Kle

R-toms Sn Dr

F-dr

63

Kle

R-toms Sn Dr

F-dr

66 (do not press)

Kle

R-toms Sn Dr

F-dr

mf

f

mf-p

f

mf

mp

mp

f

3

mf

>mp

ff


"mf" ->

(sn dr)

mf > p

f

3



70 C#, F# (let it bounce freely)

Kle

R-toms Sn Dr

F-dr

f *ff* *mf*

p *mf* *f* *mf* *f* *mp* *molto* *f*

mp -molto

col leg. 3

col leg.

e - - m - - e

L (lower rim)

73 Cb, D#, E, Fb, G, A#, Bb

Kle

R-toms Sn Dr

F-dr

mf

mf *p*

col leg. (free bowing)

(lower rim)

76 C#, D#, E, F#, G, A#, B#


Kle

R-toms Sn Dr

F-dr

f *p*

molto *poco*



No exact tempo, rather slowly

1

L.h. Ladle on the strings

"mf" circular motion medium hard pressure - - ->

(slower & wider motion)

friction

scrape w/stick at the bottom of the ladle

R-toms Sn Dr

skin & rim simultan.

p < mf

flick >

mp

7

Kle

R-toms Sn Dr

(gliss.)

mp poco

at the side of the spring cup

"mf" molto

"mf"


13

Faster, rhythmic (swing)

mf

3

mp (gliss.)



After the End

16 (R.h.) Slowly scrape at the edge (medium hard pressure) *f*


R-toms Sn Dr F-dr *mf* *mp* *mf*

19 W/ spring at the top of the tuning pegs (no not press) "mf" (more pressure) (tune up 6" tom silently)

R-toms Sn Dr F-dr *mf* *mp* whistle in the spring cup *mp* *molto*

22 Faster, rhythmic (swing) Slowly L.h. put the cymbal on the strings (target the hole on the b-string) R.h. rub w/ super ball stick at the front panel from left to right "mf"

R-toms Sn Dr F-dr *mf* W/ at the spring cup (l.v.) *mf*



swing the cym.
on the strings

"mute" w/ finger

26

Kle

R-toms
Sn Dr

F-dr

"mf"

f

"mf"

32

Kle

R-toms
Sn Dr

F-dr

n.t.p. pluck

put the E-bow
on the string

R / rub

f

(lower rim)

sn. ↓

p

poco

sn. ↑

sn. ↓

p

molto

p -molto

36

Kle

R-toms
Sn Dr

F-dr

E-bow

R.h. / strike (not too hard)

E-bow

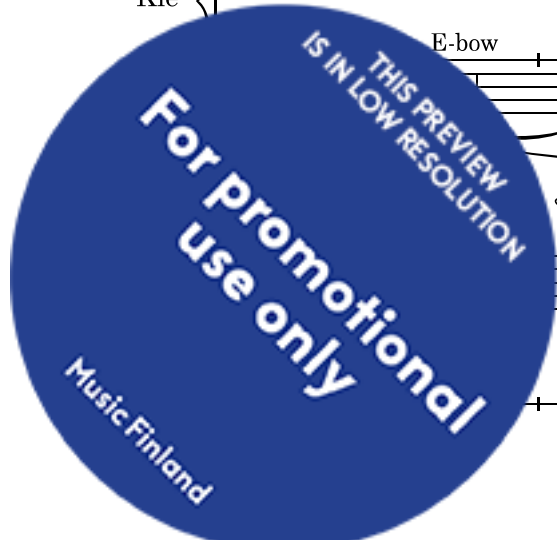
mp

(gliss.)

mf

f

molto



40

Kle

R-toms
Sn Dr

F-dr

mp

f

W/ stick along the spring
back-and-forth

mf

42


Kle

(\circ = ca 7 seconds)

p Δ E

E-bow

l.v.



w/ E-bow

f