


Timothy Ferchen

Forever and a Day

for female voice, percussion and harp

(Anselm Hollo)

1984 / 2026




Music Finland

Copyright © by the Composer

All Rights Reserved

ation may be copied
m or by any means
on of the composer



3 bear poems

for ever and a day

thinking of how I am always
“a long way from home”
and looking for a bear to take me to the mountain
the glorious city inside the mountain
where all the people go

I remember how the one side of the record went on playing,
Two hours not turned, nor repeating itself

That was in the heart of the mountain

the bear

it was an old dance, and he took a few steps
he was surprised to remember
them stopped gazing at her
his body felt huge and warm
he did not want to go on but he liked the tune
she was the tune

‘after you’ve gone’

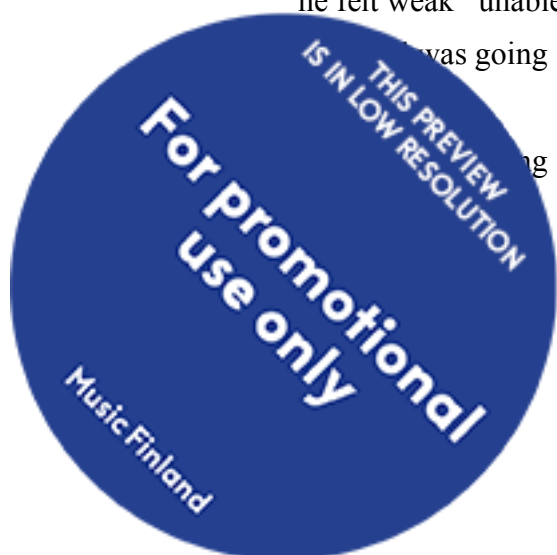
the bear sat down
he felt weak unable to move
she was going so fast
she was going so fast

used by permission

Anselm Hollo

From the collection Maya works 1959-1969

Cape Gollard Press



Notes on performance

Instrumentation

Female voice in mezzo soprano range singing in a light lyric style, not bel canto

Player 1: Vibraphone, “D” Crotale, 2 low woodblocks, snare drum

Player 2: Vibraphone, 2 Chinese tom toms, triangle, small Bass drum, Sus. Cym.

Player 3: a 5 octave Marimba

Player 4: Glockenspiel, 5 octave Marimba, Sus. Cym., Lg. Tom tom

Player 5: Harp

Generally speaking the harp should always be left to ring. Only when changing the tuning or other musical conflict with this general rule should the instrument be damped.

The glockenspiel and crotale are always played with a medium hard mallet. The best mallet for these instruments is the Mallet Tech Bob Becker blue mallets. If these are not available than use something similar, in any case nothing too hard.

The choice of marimba and vibraphone mallets is left to the performers. Try to find mallets that have rhythmic clarity without being too hard and both players should use identical mallets. The motor is not used on the vibraphones.

Vibraphone pedaling is sometimes indicated and often not. Use the pedal whenever it is appropriate to do so.

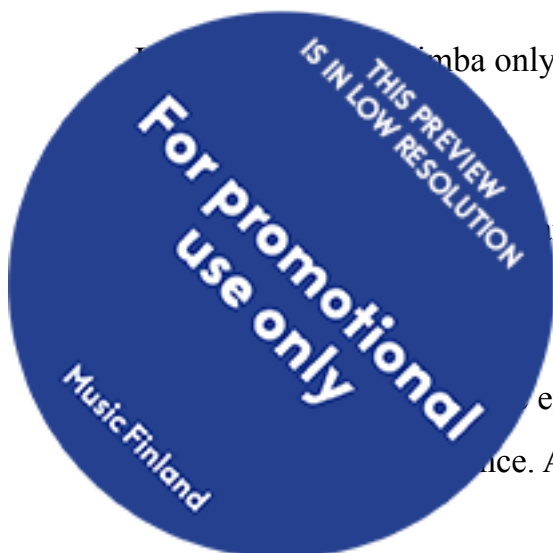
If 2 medium Chinese Drums are unavailable use normal tom toms. The bass drum should be rather small but with a slightly ringing quality.

Marimba only when notated. In the 2nd movement bars 52-68 are played as

same notes in the measure *only* in the same octave and on the

ensemble must as if it were on large instrument with all the

force. All the percussion should be very subtle.



FOREVER AND A DAY

forever and a day

Tim Ferchen 1984
revised 2026

Hauntingly ♩ = 66

Voice

Vibraphone 1
D Crotale
p
Crotale medium st.
Vibes medium st. *mf*
motor off

Vibraphone 2
p
medium sticks motor off (4) (8)
med. soft sticks (4) (8)

Marimba
p
med. soft sticks (4) (8)

Glockenspiel
Marimba 2

Harp
mf l.v.*
6 6

* = allow the harp to ring whenever it is musically and technically possible. Use damping when needed to add clarity.

==


Voice

Vibe 1
3

Vibe 2

Mar

Glock.
mp
3
6 6



23

Voice

Vibe 1

Vibe 2

Mar.1

Glock. Crotale Mar.2

Hp.



28

Voice

Vibe 1

Vibe 2

Mar.1

Mar.2

Hp.

B


mp Thin-king thin - king

p

p

legato tremolo sempre

p



33

Voice

of how I am al - ways al - ways a long long

cresc. sempre

Vibe 1

cresc. sempre

Vibe 2

cresc. sempre

Mar.1

Glock. Crotales Mar.2

Hp.

cresc. sempre

37

Voice

way from home

mf

Vibe 1

mf piu mosso

mp

Vibe 2

mf

mp

Mar.1


mf

mp

mf

f

mf



42

Voice

and *mp* loo - king for a bear *mf* a

Vibe 1

Vibe 2

Mar.1

Glock. Crotale Mar.2

Hp. *mp* *mf*



46

Voice

bear a bear *mp*

Vibe 1

Vibe 2

Mar.1

Mar.2


Hp.

cresc.

cresc.

cresc.

cresc.



C

49

Voice

Vibe 1

Vibe 2

Mar.1

Glock. Crotale Mar.2

Hp.

to take me to take me

p

p

non trem. sempre

p *mp*

p



53

Voice

Vibe 1

Vibe 2

Mar.

to the moun - tain

f


mf

f

mf

f

f



57

Voice

Vibe 1

Vibe 2

Mar.1

Glock. Crotales Mar.2

Hp.



59


Voice

Vibe 1

Vibe 2

Mar.1

mf The glor - i - ous ci - ty in - side the



63

Voice

moun - tain

Vibe 1

Vibe 2

Mar.1

Glock. Crotale Mar.2

Hp.

stacc.

p

stacc.

p

p

flag. sempre

p



D Mysteriously ♩ = 66

Voice

p in - side in - side the

Vibe 1

Vibe 2

Mar.1

pp


pp

p

sim.

sim.

sim.



68

Voice
moun - tain where all the peo - ple go.

Vibe 1
mp

Vibe 2
mp

Mar.1
mp *mf*

Glock.
Crotales
Mar.2

Hp.
mf




71

Voice
mf ah

Vibe 1
mf *sim.*

Vibe 2
mf *sim.*

Mar.
medium mallets
poco f



73

Voice

Vibe 1

Vibe 2

Mar.1

Glock. Crotales Mar.2

Hp.



76

E

Voice

Vibe 1

Vibe 2

Mar.1

Mar.2

Hp.

p in - side the moun - tain


pp 6 6 6 6 6 6 *sim.*

pp 3 3 6 6 6 6 6 6 6 6 6 6 *sim.*

med. hard mallets *mf*

med. hard mallets *mf*

mf



79

Voice

the moun - tain in side where all the peo - ple

Vibe 1

Vibe 2

Mar.1

Glock. Crotale Mar.2

Hp.



82

Voice


go the moun tain where all - the peo - ple

Vibe 1

Vibe 2

Mar.1

Hp.



85

Voice

go peo - ple go - o

mf

Vibe 1

Vibe 2

Mar.1

soft mallets *f*

Glock

Crotale

Mar.2

Hp.

f



88

Voice

o


Vibe 1

Vibe 2

Mar.1

Mar.2

Hp.



97

Voice

how the one side of the re - cord went on play - ing Two

Vibe 1

Vibe 2

Mar.1

Glock. Crotales Mar.2

Hp.

Glock.

5

3

p



101

Voice

hours not not turne - d

Vibe 1

Vibe 2

Mar.1


Hp.

3

5/4

pedal according to phrase marks

pedal according to phrase marks



104

Voice

not turned, nor re - pea - - ting it - self

Vibe 1

Vibe 2

Mar.1

Glock. Crotales Mar.2

Hp.

mf

mf

p

Mar.



107

Voice

that was in the heart of the moun - - tain

Vibe 1

Vibe 2

Mar.1


sim.

5

5

3

3



110

Voice

the moun - - - - tain

Vibe 1

sim.

Vibe 2

Mar.1

Glock.
Crotales
Mar.2

Hp.



G

Voice

f the moun - tain the

Vibe 1


mf

Vibe 2

mf

Mar.1

f *mf* *f* *mf*



116

Voice

moun - - - - tain

Vibe 1

phrase pedal

Vibe 2

mp 3 3 3 3 3 3 3 3

mp phrase pedal

Mar.1

f mf

Glock. Mar.2

Mar.

Hp.

mf 6



119

Voice

Vibe 1

p 3 3

Vibe 2

p

soft mallets

Mar.1


p

3

5

5

p



the bear

Allegro ♩ = 120-126

(spoken)

Voice

It was an old dance

Vibraphone 1
Sn. Drum
Wood Blk. [S.D.] very lightly

Vibraphone 2
Bass Drum
Sus.Cym. [sus.cym.] rattan st.

2 Chinese drums
Triangle [B.d.] *p* very lightly soft st.

Marimba (solo) medium hard mallets *mf*

Marimba 2
Glockenspiel
Sus.Cym.
Lg. Tom tom [Marimba] medium hard stick (identical with Mar 1) *mf*

Harp ++++



Voice


Vib.1
etc. 2+2+2+3

Vib.2
etc. 2+2+2+3

Ma 2+2+2+3

8va

♩ = ♪



A doppio meno mosso

Voice

Vib.1 etc. *mp p* low wood block

Vib.2 etc. *mf* B.d. medium mallets (identical to Vibe 1 mallets) *p poco p poco*

Mar.1 *f mp* (8) *loco*

Mar.2 *f mf p*

Hp. *f mf*




17

Voice took a few steps

Vib.1 etc.

Vib.2 etc. *f* B.d. *mp 3*

M. *f*



20

Voice

took a few steps

Vib.1 etc.

Vib.2 etc.

Mar.1

Mar.2

Hp.



23

Voice

a few steps


Vib.1 etc.

Vib.2 etc.

Mar.1

Mar.2

Hp.



26

Voice

he was sur - pri - sed

Vib.1 etc.

Vib.2 etc. [B.d.]

Mar.1

Mar.2

Hp.



28

Voice

to re - mem - ber

Vib.1 etc.


Vib.2 etc. [B.d.]

Mar.1

Mar.2

Hp.

niente



31

Voice

Vib.1 etc.

Vib.2 etc.

Mar.1

Mar.2

Hp.

to Vibra.

medium mallets

no pedal

no pedal

ppp

ppp

mf

l.v.



34

Voice

Vib.1 etc.

Vib.2 etc.

mp


gradually add pedal

gradually add pedal

niente

niente

then



38 **B** Dreamlike ♩ = 60

Voice: stopped *mp* gaz - ing at her her

Vib.1 etc. *p* *mp*

Vib.2 etc. *p* sus. cym rattan st. B.d. soft st. *p* l.v. sempre

Mar.1 soft mallets *mp* 5 5 5 5 5 5 5 5 5 5 5 5

Mar.2 *p*

Glock. *p*

Hp. *p* *mp* l.v. sempre




41

Voice: ga - zing at her ga - zing at

Vib.1 etc.

Mar.1 5 5 5 5 5 5 5 5 5 5 5 5

Hp.



44

Voice

her ga - zing at her

Vib.1 etc.

Vib.2 etc.

Mar.1

Hp.



Very Rhythmic but delicate ♩ = 74

Voice

Vib.1 etc.


Vib.2 etc.

M

2 Chinese drms w/ vibe mallets

non tremelo medium hard mallets

Glock.



52

Voice *mf* His bo - dy - felt - huge _____ and warm His

Vib.1 etc.

Vib.2 etc.

Mar.1

Mar.2

Hp.




57

Voice bo - dy fel - t huge and warm and wa _____

Vib.1 etc.

Vib.2 etc.

N



61

Voice

rm warm Felt

Vib.1 etc.

Vib.2 etc.

Mar.1

Mar.2

Hp.



64


Voice

huge and war m and

Vib.1 etc.

Vib.2 etc.

N



D

Voice
warm

Vib.1 etc.
mp
Ped. (etc)

Vib.2 etc.

Mar.1
p *sempre*
[Sus.cym] w/ rattan end

Mar.2
p
[low muffled tom tom] w/ mar. mallet

Hp.
mp



70

Voice
piu mf He did not want not want to


Vib.1 etc.
p *sempre*

Vib.2 etc.

Mar.1

Mar.2

Hp.
p



73

Voice

go on He did not want to go on

Vib.1 etc.

Vib.2 etc.

Mar.1

Mar.2

Hp.

E

Triangle 1.v. *p*

Glock *p sempre*

76

Voice


no t to- go - on

Vib.1 etc.

Vib.2 etc.

M

Hp.



79

Voice: But he liked the tune he liked the tu - ne he

Vib.1 etc.

Vib.2 etc.

Mar.1

Mar.2

Hp.



82

Voice: li - ked the tune He liked the

Vib.1 etc.


Vib.2 etc. 2 Chinese drms

p

mp

mp

mp



85

Voice

tune he liked the tune uu

Vib.1 etc.

Vib.2 etc.

Mar.1

Mar.2

Hp.



88

Voice

She was the tune. She was the tu ne

poco a poco cresc.

Vib.1 etc.

poco a poco cresc.

Vib.2 etc.


poco a poco cresc.

Mar.1

Mar.2

Hp.

poco a poco cresc.



91

Voice: tu ne She was the tu

Vib.1 etc.

Vib.2 etc.

Mar.1

Mar.2

Hp.



94

Voice: ne She was the tune She


Vib.1 etc. *f* low wood block vibe mallet

Vib.2 etc. *mf* to Vibraphone

f

mf

f



97

Voice: was the

Vib.1 etc. (4)

Vib.2 etc. very hard mallets

Mar.1 *ff* *mp*

Mar.2 *ff* *mp*

Hp. *f*



100

Voice: tune She

Vib.1 etc.


Vib.2 etc.

Mar.1 *ff* *mp*

Mar.2 *ff* *mp*

Hp. *f*

l.v. sempre



102

Voice
was the

Vib.1 etc. (8)

Vib.2 etc.

Mar.1 *ff* *mp*

Mar.2 *ff* *mp*

Hp.



104


Voice
tune

Vib.1 etc.

Vib.2 etc.

Mar.1 *ff* *ff*

Hp.



106

Voice

Vib.1 etc. (12)

Vib.2 etc.

Mar.1

Mar.2 *mf*

Hp.



108

Voice (spoken) *mf* She was the tune


Vib.1 etc. *p* *pp*

Vib.2 etc. *mp* B.d soft stick

p *pp*

pp

mp secco



'after you've gone'

Misterioso ♩ = 52

Voice

Vib. 1
soft sticks
pp

Vib. 2
Crotales

Marimba 1

Mar. 2.
Glock.
p

Harp
pp ++|+|++ 3 3 3




Voice
3
mp The bear

Vibes 1

Vibes 2
Crot.
soft sticks
mp

Mar. 2.
Glock.

Harp



8

Voice: the be - ar sat

Vibes 1

Vibes 2 Crot.

Mar. 1

Hp.



11

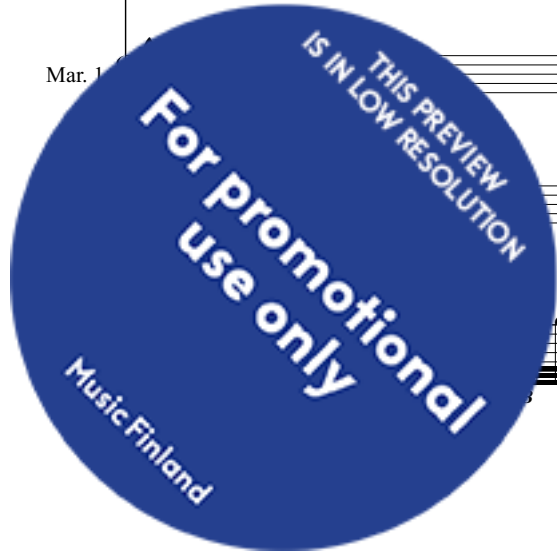
Voice: down ah - h sat

Vibes 1

Vibes 2 Crot. [Crotale] [Vibes] [Crot.]

Mar. 1 [Mar.] soft sticks

Hp.



A

14

Voice: *dow* *mf*ⁿ

Vibes 1: *cresc.* *mf*

Vibes 2 Croc.: *mp* senza pedal

Mar. 1

Mar. 2 Glock.

Hp.: *cresc.* *mf*

Vibes: medium sticks no accents



16

Voice

Vibes 1: *ppp* *mp*

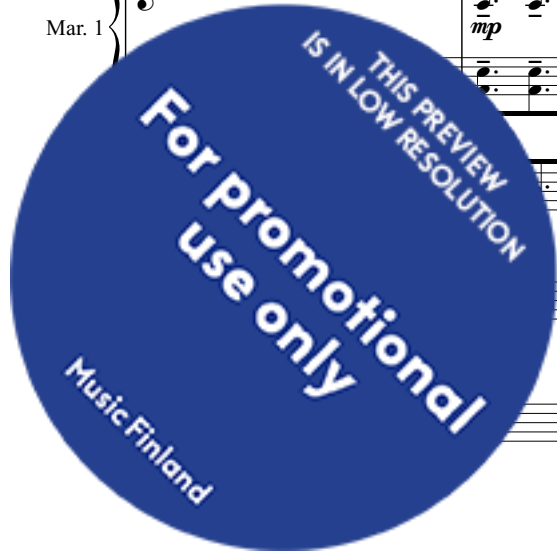
Vibes 2 Croc.

Mar. 1

Mar. 2

Hp.

Vibes: medium sticks senza pedal



38

19

Voice

He felt weak and un - a - ble to move

Vibes 1

Vibes 2
Crot.

Mar. 1

Hp.

mf

mf 3



21

Voice

Vibes 1

Vibes 2
Crot.


Mar. 1

mf

pp

mf 3

pp



23

Voice

Vibes1

Vibes 2
Crot.

Mar. 1

Mar 2
Glock.

Hp.

pp *mf* *pp*

pp *mf* *pp*



24

Voice

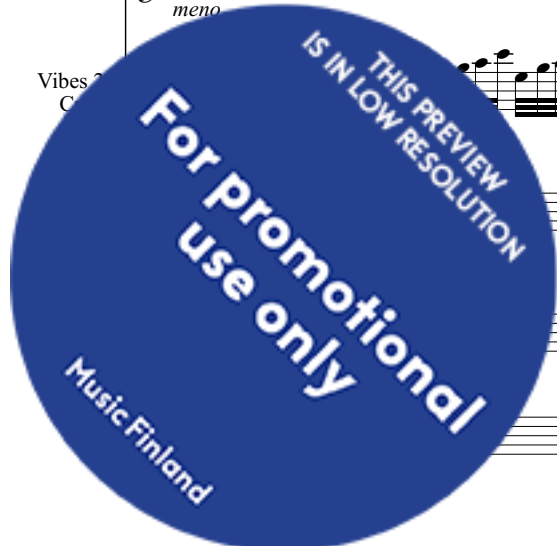
Vibes1

Vibes 2
Crot.

He fe - lt weak un - a - ble to move

meno

mf *p*



Voice

Vibes 1 *niente*

Vibes 2
Crot. *niente*

Mar. 1
medium sticks
pp

Mar. 2
Glock. medium sticks
pp



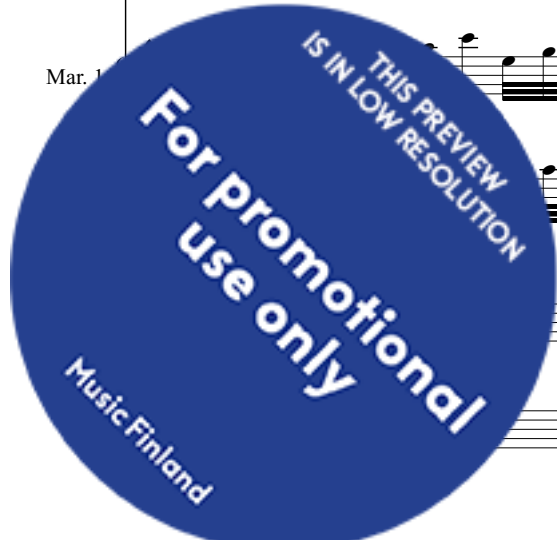
B

Voice

Vibes 1 *secco*
p *mf*

Vibes 2
Crot. *secco*
p *mf*

Mar. 1



28

Voice *mp* His mind was go - ing so fast

Vibes 1 *pp*

Vibes 2 Crot. *pp* *p* *Crotale* 5:4

Mar. 1

Mar 2 Glock.

Hp. *piu mosso*



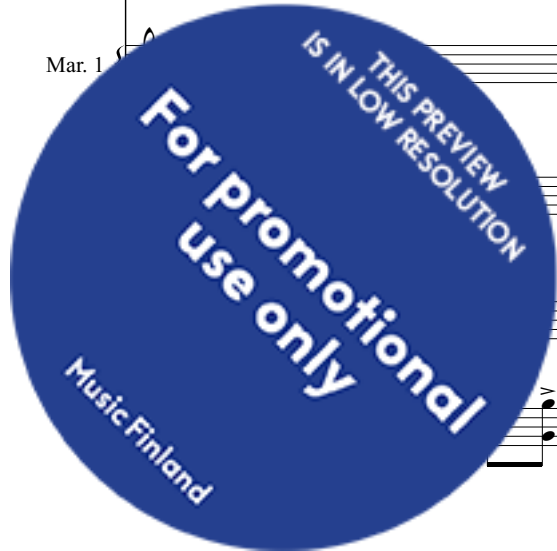
30

Voice so fast

Vibes 1 *mf*

Vibes 2 Crot. *mf* *Vibes* 5:4

Mar. 1



42

C

32

Voice

He

Vibes 1

secco

mp

Vibes 2
Crot.

secco

mp

Mar. 1

Mar 2
Glock.

Hp.

mf

sempre l.v.



34

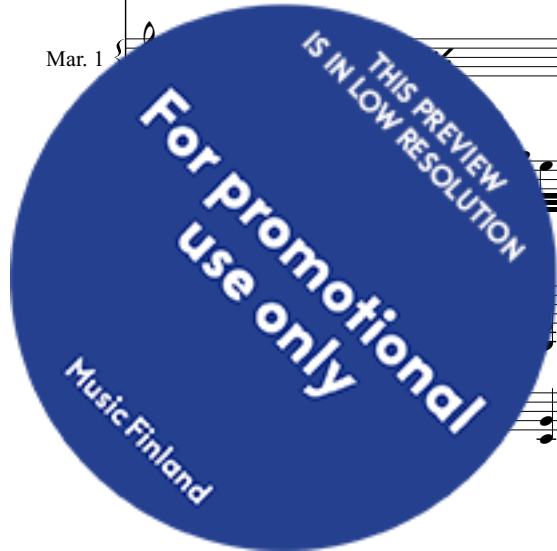
Voice

fell he fell

Vibes 1

Vibes 2
Crot.

Mar. 1



36

Voice

Vibes1

Vibes 2
Crot.

Mar. 1

Mar 2
Glock.

Hp.



37

Voice

Vibes1

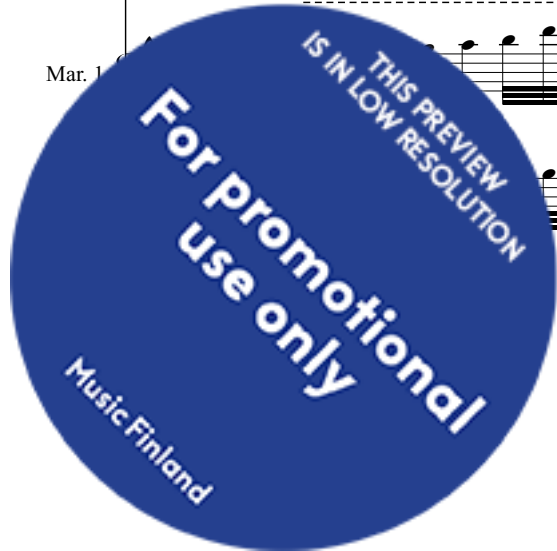
Vibes 2
Crot.

Mar. 1

sleep

pedal down gradually

pedal down gradually



38

Vibes 1

Vibes 2
Crot.

Mar. 1

Mar 2
Glock.



39

Vibes 1

Vibes 2
Crot.

Mar. 1

Mar 2
Glock.

p

p

p

p



41

Vibes 1

Vibes 2
Crot.

Mar. 1


Mar 2
Glock.

dim.

dim.

dim.

dim.



Voice

p sleep a

sec.

Vibes 1

piu p
sec.

Vibes 2
Crot.

piu p

Mar. 1

piu p

Mar 2
Glock.

piu p

Hp.

mp



44


Voice

sleep a

Vibes 1

Vibes 2
Crot.

M



46

46

Voice

sleep

Vibes 1

Vibes 2
Crot.

Mar. 1

Mar. 2
Glock.

Hp.

==


48

Voice

Vibes 1

Vibes 2
Crot.

M



50

Voice *mf* his mind

Vibes 1 *poco cresc.* *poco mp*

Vibes 2 Croch. *poco cresc.* *poco mp*

Mar. 1 niente

Mar 2 Glock. niente

Hp. *mf*



52


Voice his mi

Vibes 1

Vibes 2 Croch.

Mar. 1 *pp* *mf* *pp*

pp *mf* *pp*



54

Voice
nd his

Vibes 1

Vibes 2
Crot.
mf

Mar. 1
pp *mf*

Mar 2
Glock.
pp *mf*

Hp.

pedaled



55

Voice
mi - nd was go - ing

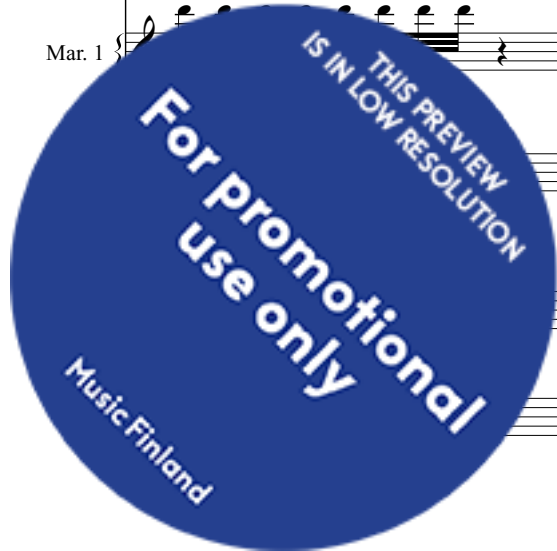
Vibes 1

Vibes 2
Crot.
mf

Mar. 1
pp *mf*

Mar 2
Glock.
pp *mf*

Hp.



56

Voice

so fa - - - st

Vibes 1

pedaled 6 5

Vibes 2
Crot.

Mar. 1

pp

Mar 2
Glock.

pp

Hp.



F a tempo calmly and freely

Vibes 2
Crot.

soft sticks

3

mp

Mar. 1

soft sticks

mf

meno

mp


Mar 2
Glock.

soft sticks

mf

meno

mp



64

Vibes 1 *pp* *mf* *pp*

Vibes 2 *pp* **Crot.** **Vibes**

Mar. 1

Mar 2 Glock.

Hp. *pp* 3 *mf* 3 *pp*



66

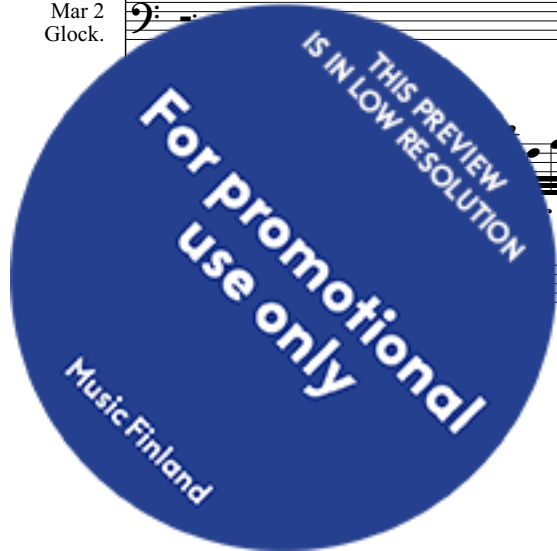
Vibes 1 *pp* *mf* *pp*

Vibes 2 *pp* **Crot.** **Vibes**

Mar. 1

Mar 2 Glock.

Hp. 3 3 *pp*



69

Vibes 1 *Red. p*

Vibes 2
Crot. *Tri.* *Crot. mp*

Mar. 1 *mf* *mp*

Mar 2
Glock. *mf* *mp*

Hp. *p* 3 3 3



71

Vibes 1 *dim.*

Vibes 2
Crot. 3

Mar. 1 *p* *p*

Hp. 3 *dim.* 3 3

